



NATIONAL
LIBRARY
OF AUSTRALIA

Annual Report 2022–23

Annual Report **2022–23**



NATIONAL
LIBRARY
OF AUSTRALIA

Published by the National Library of Australia
Parkes Place
Canberra ACT 2600
T 02 6262 1111
F 02 6257 1703
National Relay Service 133 677
nla.gov.au/corporate-documents/annual-reports

ABN 28 346 858 075

© National Library of Australia 2023

ISSN 0313-1971 (print)
1443-2269 (online)

National Library of Australia

Annual report / National Library of Australia.—8th (1967/68)—

Canberra: NLA, 1968—v.; 25 cm.

Annual.

Continues: National Library of Australia. Council. Annual report of the Council =
ISSN 0069-0082.

Report year ends 30 June.

ISSN 0313-1971 = Annual report—National Library of Australia.

1. National Library of Australia—Periodicals.

027.594

Cover image: Staff member working with the offsite collection on a stock picker.

The National Library of Australia acknowledges Australia's First Nations peoples—the First Australians—as the Traditional Owners and Custodians of this land and gives respect to the Elders, past and present, and through them to all Australian Aboriginal and Torres Strait Islander people.

National Library of Australia

18 August 2023
The Hon Tony Burke MP
Minister for Employment and Workplace Relations
Minister for the Arts
Parliament House
CANBERRA ACT 2600

Dear Minister

National Library of Australia Annual Report 2022–23

The Council, as the accountable authority of the National Library of Australia, has the pleasure of submitting to you for presentation to each House of Parliament its annual report covering the period 1 July 2022 to 30 June 2023.

The Council approved this report at its meeting in Canberra on 18 August 2023.

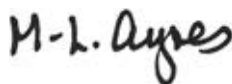
The report is submitted to you in accordance with section 46 of the *Public Governance, Performance and Accountability Act 2013*.

We commend the annual report to you.

Yours sincerely



The Hon Dr Brett Mason
Chair of Council



Dr Marie-Louise Ayres FAHA
Director-General



NATIONAL
LIBRARY
OF AUSTRALIA

Parkes Place Canberra ACT 2600 Australia

T +61 2 6262 1111

nla.gov.au ABN 28 346 858 075

Contents

Introduction

1.1	Chair's report	2
1.2	Director-General's review	5

Annual Performance Statement

	Statement by accountable authority	10
2.1	2022–23 snapshot	11
2.2	Performance and purpose	13
2.3	Strategic priority one: Collect	15
2.4	Strategic priority two: Connect	22
2.5	Strategic priority three: Collaborate	34
2.6	Strategic priority four: Capability	40

Governance and Accountability

3.1	Role	48
3.2	Legislation	48
3.3	Purpose	49
3.4	Organisation	49
3.5	Corporate governance	51
3.6	Summary of financial performance	61

Financial Statements

	Audited Financial Statements	66
--	------------------------------	----

Appendices

Appendix A:	The Council of the National Library of Australia and its committees	108
Appendix B:	Management of human resources and executive remuneration	118
Appendix C:	Bequests, partnerships and donations	128
Appendix D:	Grants, fellowships and scholarships programs	146
Appendix E:	Notable acquisitions	149
Appendix F:	Trove Strategic Advisory Committee	157

Glossary and Indices

	Glossary	160
	Shortened terms	161
	Compliance index	162
	Index	167

Figures

Figure 3.1	Organisational and senior management structure 30 June 2023	50
Figure 3.2	Corporate governance structure 2022–23	51

Tables

Table 2.1	Number of Australian published works collected, including digital	18
Table 2.2	Number of Australian unpublished works collected, including audiovisual material and digital	19
Table 2.3	Case study of collecting relationships aligned to the Library's areas of focus	19
Table 2.4	Number of digital visits to the Library	27
Table 2.5	Number of onsite visits to the Library	28
Table 2.6	Number of images digitised and added to Trove	28
Table 2.7	Number of hours of sound and audiovisual magnetic tape recordings digitised	29
Table 2.8	Collection items delivered on time	29
Table 2.9	Inquiries responded to on time	30
Table 2.10	Copies Direct orders delivered on time	30
Table 2.11	Availability of National Library and Trove websites	31
Table 2.12	Qualitative evaluation of the value of the collection, services or programs	31
Table 2.13	Number of Trove Collaborative Services (TCS) partners and content contributors that the Library engages with annually	37
Table 2.14	Qualitative evaluation using stakeholder/partner case studies or surveys	38
Table 3.1	Greenhouse gas emissions inventory 2022–23	57
Table 3.2	Premiums for injuries suffered 2020–21 to 2023–24 (as a percentage of wages and salaries)	59
Table 3.3	Library expenditure on advertising and market research 2022–23	60
Table A.1	National Library of Australia Council members as at 30 June 2023	108
Table A.2	Council members' meeting attendance 2022–23	114
Table A.3	Council members' extraordinary meeting attendance 2022–23	115
Table A.4	Audit and Enterprise Risk Committee members 2022–23	115
Table A.5	Audit and Enterprise Risk Committee members' meeting attendance 2022–23	116
Table A.6	Council Governance Committee members' meeting attendance 2022–23	117
Table B.1	All ongoing employees 2022–23	119
Table B.2	All non-ongoing employees 2022–23	120
Table B.3	All ongoing employees 2021–22	121
Table B.4	All non-ongoing employees 2021–22	122
Table B.5	Key management personnel remuneration 2022–23	124
Table B.6	Senior Executive remuneration 2022–23	126



Library staff caring for the collection.

Introduction



1.1 Chair's report



As the Australian community returned to business as usual over the last year, the National Library of Australia's investment in long-term strategies and its demonstrable value to the Australian people have borne welcome fruit.

Council is delighted that the Australian Government's 2023 Budget included funding to address the Library's immediate storage and capital works pressures, ongoing and indexed funding to sustain our flagship digital service Trove, and a significant and ongoing uplift in base funding. Funding

certainty ensures that Council and the Library's Executive can focus on executing the Library's Collecting, Engagement, Trove and Digital strategies, confident about our ability to deliver our long-term vision. Our strategies and demonstrated capability position us to fully support *Revive*, the government's National Cultural Policy.

When announcing the new funding for the Library, Minister for the Arts, the Hon Tony Burke MP, noted that the government sees its role as providing strong core funding, creating space for National Collecting Institutions to nurture ambitious aims, and for philanthropy to take our core work to new levels. Never short of ambition, we are particularly pleased that funding to sustain Trove's infrastructure is now built into our base, providing a sound platform for our Treasured Voices philanthropy strategy. Treasured Voices asks generous donors—large and small—to help bring more of our collections to the people through large-scale digitisation.

We are on track to deliver on that vision, with a record number of donors supporting our work. Through their generosity over the last year, more than 800,000 new pages of digitised content is now available freely online. The diversity of the Library's collection is increasingly accessible to all, from Victorian newspapers to architecture journals, historic cookbooks to nineteenth-century watercolours, manuscripts and diaries, and from the archives of women leaders to leaders in the performing arts.

Our record-breaking annual Tax Time Appeal reflected Australians' love of a 'place for every story and a story for every place.' The appeal sought help from ordinary Australians to digitise the McLaren collection of local history pamphlets and books. This collection has been on the Library's shelves since 1965 and is a goldmine for all those pursuing nuanced understandings of our towns, localities and regions. We know that the accessibility of this material will drive Australians to create and share new knowledge about our history.

While the Library takes a ‘digital first’ approach to its collecting and access programs, our beautiful building by Lake Burley Griffin continues to play an essential role in our work. We have seen onsite visitation return to pre-pandemic levels, with enticing exhibitions and public programming attracting broad audiences, and researchers visiting to use the 90 per cent of the Library’s collections still available only in physical form. This has been accompanied by a very significant year-on-year increase in Australians consulting our expert librarians to help them with their information needs. Our digital services attracted a combined 21.7 million sessions on the Library’s website and Trove, with visitors from all over Australia and the world accessing us online. Library content was seen more than 18 million times across social media this year, allowing us to reach Australians no matter where they are, in a way that most suits them.

We saw strong visitation to *Viewfinder: Photography from the 1970s to Now*, and promising early numbers to *Grit & Gold: Tales from a Sporting Nation*, a new exhibition on Australian sport which opened in June 2023.

Along with our fellow National Cultural Institutions, we participated in Canberra’s annual Enlighten Festival in March. Our theme—families and their diversity—was expressed through a magnificent display of projections on the Library’s neo-classical façade, accompanied by a soundscape that saw record-breaking crowds stop to listen as well as look. Hundreds of families—often multi-generational groups—spent hours in our reading rooms, playing Australian board games from days gone by as well as from Australia’s modern-day board game designers.

The Library’s building is also the temporary home of the many scholars who spend up to three months engaging deeply with our collections. The Library’s Fellowships and Scholarships program offers early, mid- and established career scholars the opportunity to explore an always surprising range of research projects. In the last year alone, scholars from across Australia and the world researched topics as varied as:

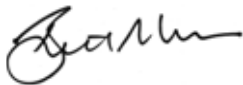
- the links between First Nations activism in Australia, New Caledonia, Vanuatu and elsewhere in the Pacific, all told through a rich collection of periodicals from the 1960s to 1980s
- the phenomenon of community singing in the 1920s and 1930s
- the strategic reframing of Australian wool from a low-quality to a high-quality product
- Australia’s early identification of, and international action on, the biological threat posed by the release of ballast water from cargo ships crossing the world’s oceans.

Researchers pursued multiple projects on major figures in Australia’s creative arts, through to detailed studies of aspects of Chinese, Japanese and Papua New Guinean history. Creative Fellows researched diverse projects ranging from the musical world of Henry Handel Richardson to abstract paintings inspired by Sidney Nolan’s archive remembering the union movement’s Pink Bans of the 1970s.

Every one of these histories is made possible by generous donors who believe in the value of giving researchers and creators free rein in a collection of great depth.

I extend my warmest thanks to my fellow Council members for their dedication to steering the Library through some turbulent years to calmer waters, and for their firm belief that the Library's value to the community would be recognised and actioned by the Australian Government. During the year, we welcomed Senator Linda White to Council and are benefiting from her determination that the Library should be better known by our elected parliamentary representatives. We also farewelled Professor Donald Markwell AM, and thank him for his many contributions, especially to our philanthropy and Fellowships and Scholarships program.

I also thank the Director-General, her Executive team and the entire Library staff for their passion, ambition, professionalism, resilience and commitment to service. My fellow Council members and I believe that the Library's people are one of its greatest assets, and deeply value their collegiality, collaborative spirit and determination to get important things done for their fellow citizens.

A handwritten signature in black ink, appearing to read 'Brett Mason', written in a cursive style.

The Hon Dr Brett Mason

1.2 Director-General's review



As the Chair has noted, we were delighted with 2023 Budget announcements, and especially the commitment to ongoing and indexed funding. This allows us to plan our business over a longer time frame than has been possible in recent years. We greatly appreciated the support of the Australian community, as they communicated the Library's importance to their elected representatives—democracy at work!

We continued our day-to-day role while simultaneously working with our portfolio department to set out our funding needs. This includes large-scale and high-cost work that is not as high profile as services such as Trove, but is absolutely essential to maintain our base capability as a national library.

Our \$14 million roof reparation and replacement work was complete by 30 June 2023, three-and-a-half years since Canberra's destructive January 2020 hailstorm. The project replaced the Library's severely damaged heritage cooper roof, and removed more than 150 tonnes of asbestos-containing material (ACM) immediately beneath. The new roof is much stronger, more waterproof and should stand up to future severe weather events while also retaining heritage values.

We also completed three stages of a projected ten-stage program to replace the Library's aging heating, ventilation and air-conditioning (HVAC) and fire systems, reconfigured the Library's digitisation laboratories to match our now factory-level digitisation program, and began replacing the Library's 55-year-old windows. With new Australian Government funding made available to continue essential capital works, we are now on a sure footing to maintain our Commonwealth Heritage Listed building that houses our \$1.2 billion collection.

The scale of these works required multiple moves of Library staff, much patience around short- and long-term impacts on daily work, and closure of many public spaces and Library meeting rooms.

The greatest impacts by far were felt by the research community. After serious leaks into collection areas, we made the difficult decision to wrap fourth-floor Manuscripts Collections in heavy-duty polyweave plastic to prevent further damage. This made access to these collections impossible. Further, the presence of ACM and its safe removal extended the period of works. Together, these two issues meant that many kilometres of high-use Australian material were closed to researchers and staff for months at a time.

Due to the nature of the work, we were not always able to provide adequate notice of collection closures. This led to significant disruption for many researchers, primarily from the academic community. When these collections were reopened, our reading rooms filled rapidly, and many researchers made up for lost time.

As essential capital works will continue in 2023–24 and 2024–25, the Library will carefully program work to minimise future collection access interruptions. We are communicating these impacts through multiple channels and aiming to provide maximum notice to Library staff and users.

Along with these necessary, complex but seemingly prosaic ‘bricks and mortar’ needs, we also addressed another ‘bread and butter’ issue: replacing our 20-year-old library management system and our online public catalogue.

This multi-million-dollar project was funded via a Council-approved draw down on our cash reserves. It sees us moving from a rigid, end-of-life system that does not meet our business needs to a modern, flexible, open-source system that has been adopted by a significant number of very large international libraries. This project was delivered on time and on budget thanks to careful planning, adequate resourcing and the use of deep in-house capability. The last transactions in our previous system were completed in mid-June, and new systems went live on 31 July 2023.

Even with much of our attention devoted to these major projects, our work with the Australian people continued apace.

With our Indigenous Cultural Intellectual Property protocol now complete, we are working through changes to how we engage with communities, and how we acquire, manage, describe and provide access to collections rich in cultural knowledge. These changes will be significant and need to be embedded across the entire organisation; they will, therefore, be a special focus of our efforts in 2023–24.

Our strong work to connect with less-served communities continues. We have seen great successes in our Chinese-Australian and Fijian-Australian collecting projects. Over the next two years, we will use all that we have learned from these targeted programs to work with Indian diaspora communities, now the second-largest migrant group in Australia. We also completed our Badja Forest Road Fire oral history project, which continues our proud tradition of working respectfully to record the stories of traumatised communities. While our ability to travel beyond capital cities has obvious limits, regional, rural and remote Australia continues to benefit from our work through our digitised content, online programming and our highly valued Ask a Librarian and copy services.

As we move into 2023–24, we know that we have weathered some significant storms, and continued to build both our base capability and our innovative services. We now have the confidence to maintain and grow the value we can offer to our fellow Australians, and to cultural organisations across the country.

In good times and in bad, we are guided by our dedicated Council, supported by our colleagues at the Office for the Arts, and uplifted by the passion and energy of our creative and committed workforce whom it is my honour to lead and to serve. Thank you, all.

M-L. Ayres

Dr Marie-Louise Ayres FAHA



Closed stacks wrapped in heavy-duty polyweave plastic during 2022–23 building works.



Projections from the *Viewfinder* exhibition projected onto the Library's neo-classical façade during Enlighten Festival 2023.

Annual Performance Statement



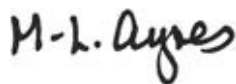
Statement by accountable authority

On behalf of the accountable authority of the National Library of Australia, we present the 2022–23 annual performance statement of the National Library of Australia as required under paragraph 39(1)(a) of the *Public Governance, Performance and Accountability Act 2013* (PGPA Act).

In our opinion, this annual performance statement is based on properly maintained records, accurately reflects the performance of the entity and complies with subsection 39(2) of the PGPA Act.



The Hon Dr Brett Mason
CHAIR
18 August 2023

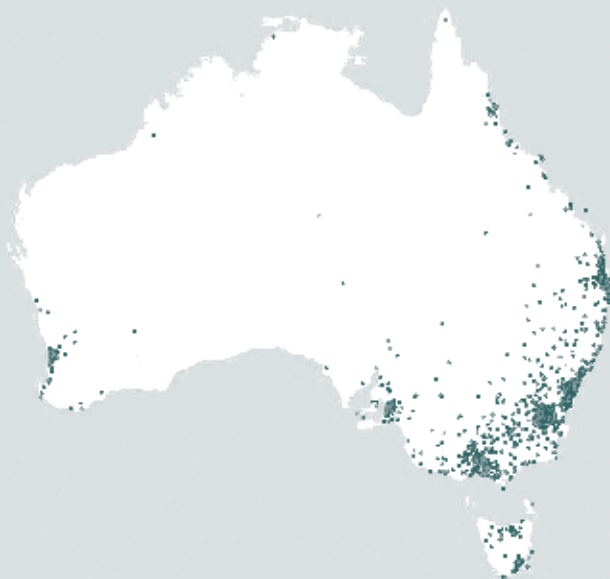


Dr Marie-Louise Ayres FAHA
DIRECTOR-GENERAL
18 August 2023

2.1 2022–23 snapshot

VISITOR REACH *

Onsite visits to Library events; the onsite and online bookshop; learning and school education programs; Library donors and Friends.



Very remote	0.06%
Remote	0.18%
Outer regional	6.80%
Inner regional	9.54%
Major cities	83.42%

RESEARCH AND INFORMATION INQUIRIES REACH *

Online research and information inquiries received via the Library's 'Ask a Librarian' service; research user registrations; fellowship and grant programs; Trove.



Very remote	0.63%
Remote	0.89%
Outer regional	9.16%
Inner regional	17.84%
Major cities	71.48%

* Based on postcodes voluntarily supplied and grouped by Australian Bureau of Statistics Remoteness Area Codes.

Our People



341 staff * ⬆️

Median age of staff was **47 years**

54.1% of ongoing staff have worked at the Library for over five years ⬇️

29 registered volunteers ⬇️

1,462 Friends of the National Library ⬆️

Our Collections

PHYSICAL

**TOTAL
273 SHELF KM**

HOUSING THE
COLLECTIONS ⬇️



DIGITAL

**TOTAL
2.96 PETABYTES**

OF DIGITAL MATERIAL ⬆️



18,716
new items acquired
in digital format † ⬇️

Access and Usage



21.7M
SESSIONS ⬆️
NLA ONLINE ‡



12.9M
SESSIONS ⬆️
TROVE WEBSITE §

45,908 physical items delivered to users either in reading rooms or offsite via interlibrary loan or document supply ⬆️

36,245 reference and information inquiries answered by Library staff ⬆️

17 billion Australian and online resources available † ⬆️

27.1 million newspaper pages available online ⬆️

466.6 million lines of text corrected ⬆️

WE OPERATED FROM FIVE BUILDINGS



The **main Library** building

Three offsite collection **storage repositories**

An office in the **Australian Embassy in Jakarta**

Social Media



695,857
ENGAGEMENTS ⬇️



40,473
ENGAGEMENTS ⬆️



42,844
ENGAGEMENTS ⬇️

WE OPERATED TWO READING ROOMS AND TWO GALLERIES IN THE MAIN BUILDING



Main Reading Room
Special Collections Reading Room
Treasures Gallery
Exhibition Gallery

Visitors

399,045 ⬆️ ONSITE VISITORS **266,686** ⬇️ OFFSITE VISITORS §

In 2022–23, there were:

184,097 reading room visitors ⬆️

68,673 visitors to our exhibition galleries ⬇️

14,182 visitors to events ⬆️

4,356 school students ⬆️

42 online events ⬆️

78,505 online event attendees ⬇️

Our staff delivered onsite and offsite public programs including:

67 public events ⬆️

260 volunteer-led tours ⬆️

101 organised school programs ⬆️

10 learning programs

Note that upward and downward arrows reflect the trend from previous year.

* Average full time equivalent † Excludes individual issues of magazines and journals, and individual files from archived websites ‡ Includes Australian and international engagement and Trove website sessions § Includes Australian and international engagement ¶ Includes all files in the Australian Web Archive, delivered via Trove # Social media reporting relies on a third-party algorithm which may be adjusted from year to year ◊ Total visitation to third party exhibitions, which include one or more online exhibitions

2.2 Performance and purpose

Sections 2.3 to 2.6 report on performance and outcomes against the 2022–23 Corporate Plan and Portfolio Budget Statements.

Purpose

In accordance with the *National Library Act 1960*, the Library collects and preserves documentary resources, particularly relating to Australia and the Australian people, so Australians can discover, learn and create new knowledge, now and in the future. The Library is a respected custodian of Australia’s published, written, oral, visual and digital heritage, and a world-leading provider of access to that heritage. The Library’s vision is to connect all Australians with national collections, enriching our understanding about who we are and our place in the world.

Strategic priorities

The Library has four strategic priorities:

- Collect—we collect today what will be important tomorrow for Australia’s increasingly diverse community.
- Connect—we connect with communities and connect communities with their national collections.
- Collaborate—we collaborate with others to deepen the national impact of cultural collections.
- Capability—we build on strong foundations to maximise the nation’s return on its investment in the Library.

Performance overview

The Library performed well against its purpose and strategic priorities in 2022–23, after a challenging time during the COVID-19 pandemic and while vital building works were being undertaken. Our results for onsite visits exceeded the performance target by 33 per cent and reflected a 98 per cent increase on 2021–22 results, suggesting that visitation has

returned to pre-pandemic levels. Collection from First Nations communities and culturally and linguistically diverse communities expanded to support storytelling that more accurately reflects our diverse Australian society and connects with new audiences. The Library also continued to exceed its aim to be trusted as a leader, collaborator and partner by relevant stakeholders. Additionally, considerable progress was made on improving digital capability, strengthening cybersecurity maturity and providing sustainable storage solutions for the Library's growing physical collection.

The Library met or exceeded its target for delivery of a range of external services. Key successes included:

- collection items delivered on time
- number of hours of sound and audiovisual magnetic tape recordings digitised
- inquiries responded to on time
- number of Trove Collaborative Services (TCS) partners and content contributors that the Library engages with annually.

Additionally, the number of Australian unpublished works collected, including audiovisual material and digital, increased 183 per cent in 2022–23 compared with the 2022–21 result.

Digital visits to the Library's services stabilised at just under 22 million and while the target was not met, it was similar to the 2021–22 result. Access to the collection via Copies Direct was impacted by building works, with the target not being met this year. The target number of Australian published works collected, including digital, was not met. This was due to ongoing challenges for Australia's publishing industry combined with a significant increase in self-publishers, a community that is less aware of legal deposit obligations. An outreach campaign will aim to increase collecting from the self-publishing community in 2023–24.

How we measured our performance

Our results against each of our 2022–23 Corporate Plan activities and performance measures are reported in this annual performance statement, including analysis of their contribution to achieving our purpose.

Our 2022–23 Corporate Plan performance measures include qualitative, quantitative, effectiveness and output measures. We have assessed quantitative measures with targets as 'Met', 'Partially met' (within five per cent of target), 'Not met' and 'Exceeded' (five per cent or more above target).

2.3 Strategic priority one: Collect

We collect today what will be important tomorrow for Australia's increasingly diverse community.

Strategy

The Library must ensure its collection remains relevant to Australians in all their diversity, now and into the future. We are creating pathways to collect emerging digital formats while continuing to collect published Australian works and expand our collection of pictures, manuscripts and oral histories. We are working with Indigenous communities, and culturally and linguistically diverse communities, to ensure our collection reflects all stories and voices in a culturally appropriate way.

2022–23 actions

Reflect the full breadth of Australian society through identifying and collecting works from First Nations Australians, and culturally and linguistically diverse communities, with an emphasis on Chinese and Fijian communities in 2022–23.

The Library has strengthened representation of culturally and linguistically diverse (CALD) communities over the last two years. Two communities were selected for this first focused large-scale collaborative collecting effort: Australians with Chinese heritage and Fijian Australians.

All CALD collecting targets were met. In 2022–23, the Library collected:

- 25 oral histories with Fijian Australians and 61 oral histories with Australians with Chinese heritage, including interviews in languages such as Fijian, Cantonese and Mandarin
- over 100 photographs of Fijian Australians, capturing cultural expression in forums such as festivals, working life and sporting endeavours
- 149 photographs of Australians with Chinese heritage, showcasing cultural and recreational practices and documenting personal and public life

- the personal papers of the late Professor Brij Lal AM FAHA OF, donated by his wife, Dr Padma Lal
- six archival collections relating to Australians with Chinese heritage, including the records of the Kuo Min Tang Society of Melbourne and the Chinese Consuls-General held by the Kuo Min Tang Society of Melbourne.

The Library developed new resources to support access to collections by and about CALD communities. This included delivering online learning programs on Researching the Pacific, and Chinese-Australian Family History research. The latter was part of a suite of activities undertaken to promote and guide researchers in using Chinese-Australian collections, including research guides, reading room displays, blog posts and social media posts. The Library piloted closed captions in the online learning programs and highlighted translations of social media posts and descriptions. A new research guide was published online to support use of Chinese language collections, including eResources and family history resources.

Future collaborative collecting efforts will leverage these experiences. The next CALD community collecting project will focus on the Indian diaspora in 2023–24 and 2024–25.

Capture more comprehensively the online lives of Australians, including through expanding our web archiving infrastructure and our social media collecting capability.

The Library expanded its efforts to more comprehensively capture the online lives of Australians and strengthened its reputation as one of the best web archiving libraries in the world. Australian web domain harvests transitioned from an annual to a biannual process, conducted in November 2022 and March 2023. These harvests resulted in the largest amount captured by the Library in a single year: 140 terabytes of data or 1.8 billion files. The Library conducted four bulk harvests of Australian Government websites, adding more than 6.6 terabytes of data. We also worked collaboratively with state and territory libraries to collect almost 17.9 terabytes of data.

Web archiving proved to be an important means of recording significant Australian events. The Library collected more than 108 archived titles, 579 archived instances and 759,894 documents (files), or 122 gigabytes of data, in preparation for the referendum on an Aboriginal and Torres Strait Islander Voice to Parliament, which is due to be held in second half of 2023. Collections on the death of Queen Elizabeth II and homelessness in Australia were archived through collaboration with state and territory libraries.

The Library also recognised the important role social media plays in the online lives of Australians and curated a substantial ‘Twitter accounts’ collection that can be browsed through Trove. This accessible collection includes 1,642 archived titles (Twitter accounts), 22,347 archived instances, and 39,034,109 documents (files)—a total of one terabyte of data.

The continued development and enhancement of the PANDAS 4 workflow system used by the Library, and its web archiving partner institutions, has improved timely access to archived websites. A highly visual quality assurance functionality was introduced to enable quality assessment of harvested websites and quick comparison between live websites and previously harvested versions—all assisting in timely delivery of the best possible archived versions available to the public.

Commence implementing a new library management system to replace the Library's end-of-life-system.

With a collection of over 10 million items at the heart of all its activities, the Library relies on systems to manage the collection and make it discoverable to the widest possible audience in evolving technological, security and social contexts. These systems must be cost-effective, deliver flexibility, support new ways of working and meet the demand for more sophisticated online services, now and into the future.

Since July 2022, the Library Management Systems Replacement Project has been progressing the transition from end-of-life to more contemporary systems. These systems enable the Library to manage the scale, diversity and complexity of the collection, which is an Australian Government material asset worth over \$1.2 billion.

Following a comprehensive assessment process, the Library selected the open-source FOLIO (The Future of Libraries Is Open) library services platform for its next-generation library management system. FOLIO is a collaboration between libraries, developers and vendors that aims to reimagine library software. It moves beyond the traditional vendor-built system to applications developed on an open and extendable platform, providing libraries with new services to meet their evolving needs.

It is combined with a modernised public catalogue that offers new ways to explore the Library's collections using the open-source Blacklight discovery platform.

Both FOLIO and Blacklight present a contemporary, fit-for-purpose solution for the Library's collection management capability. They are platforms that can grow with the Library, and support current and emerging data models and linked data into the future. Built on open-source software that is well suited to large libraries with diverse collections, FOLIO improves the staff experience of collection acquisition, description, circulation and user management. Blacklight focuses on the user experience with a contemporary mobile first design and enhanced discoverability enabling new ways to search within many collections via linked finding aids or descriptive lists.

The go-live date for the public release of the redeveloped catalogue was 31 July 2023.

Performance measures

Table 2.1 Number of Australian published works collected, including digital

2022–23		2021–22		2020–21	
Result	26,910	Result	27,048	Result	32,565
Target	30,000	Target	30,000	Target	30,000
Status	Not met	Status	Not met	Status	Met

Sources: 2022–23 Corporate Plan, p. 9; Portfolio Budget Statements, p. 408.

Analysis: The number of Australian publications acquired was 26,910, including digital titles. This is a negligible decrease of 0.5 per cent on the previous year’s result. Overall, 61 per cent of Australian published works collected were in digital format (16,617 items), compared with 70 per cent in 2021–22. Research into Australia’s publishing industry strongly indicates a sector that has not returned to pre-pandemic activity and continues to grapple with the significant impact of cost increases, supply-chain interruptions, and technological and labour-force pressures. Another strong trend is the rise of self-publishing. In 2022–23, 30 per cent of authors indicated they had undertaken some form of self-publishing. These publishers are less likely to be aware of legal deposit and the Library will launch an outreach campaign in 2023–24 to address this issue. As the material collected can be initially categorised by third parties and that is not always consistent with the definitions used by the Library, there can be minor discrepancies in the calculation of this data.

Data source: Extracted from acquisitions data held in the Library’s information management systems (Voyager and Digital Library Collection system).

Methodology: The number of Australian published works includes newly acquired published material in print or in electronic format. Material is deposited to comply with legal deposit provisions of the *Copyright Act 1968*, whether purchased or donated. Decisions to acquire are made in accordance with the Library’s Collection Development Policy. Included are monographs, serials, maps, music, posters and ephemera at item or series level. The final data does not include individual issues of magazines, newspapers and journals; these are estimated at 23,734 print issues and 42,196 digital issues.

Table 2.2 Number of Australian unpublished works collected, including audiovisual material and digital

2022-23		2021-22		2020-21	
Result	77,334	Result	42,109	Result	58,014
Target	N/A	Target	N/A	Target	N/A

Source: 2022-23 Corporate Plan p. 9.

Analysis: The number of unpublished works collected varies from year to year as archival collections, pictorial works and oral histories become available in unpredictable ways. In 2022-23, the Library collected 77,334 Australian unpublished works, which was an increase of 183 per cent compared with the previous year. This is due to the acquisition of two large archival pictorial collections. Post-pandemic opportunities for proactive collecting increased, particularly for commissioned oral histories and photography. Three long-term oral history projects were completed and all surpassed their targets. They were the Scots in Australia, Norfolk Island, and Badja Forest Road Fire oral history projects.

Data source: Extracted from acquisitions data in the Library's information management systems (Voyager, ArchiveSpace, Digital Library Collection system).

Methodology: The number of Australian unpublished materials includes manuscript, oral history and pictorial materials acquired on a selective basis, both physical and digital. Decisions to acquire are made in accordance with the Library's Collection Development Policy.

Table 2.3 Case study of collecting relationships aligned to the Library's areas of focus

Focus group for 2022-23	Result
Chinese-Australian and Fijian-Australian communities	Achieved

Source: 2022-23 Corporate Plan, p. 9.

Analysis: The Library worked collaboratively with Chinese-Australian and Fijian-Australian communities to build relationships, increase the volume of collection material by and about these communities, and make this material accessible to a diverse audience. These focused collecting projects increased the representation of the stories and voices of these communities in the collection through acquisition of publications, photographs, personal papers and oral histories.

The Library's outreach involved direct contact with 233 individuals and 41 organisations through phone calls, emails and introductory letters. Highlights included a visit from the Fijian High Commissioner, outreach to the Australia China Business Council, Shire of Broome, Broome Historical Society, Bastion Insights, and the Museum of Chinese Australian History in Melbourne. One social media post asking for expressions of interest from Australians with Chinese heritage to participate in the oral history project resulted in over 7,000 engagements.

The Library trained 17 new oral historians with cultural knowledge of the Chinese-Australian or Fijian-Australian communities. Multilingual interviewers were engaged, wherever possible, and interviews were conducted in Fijian, Cantonese and Mandarin languages, as well as English. To address potential bias, responses were sought from multiple project contributors with neutral question framing. Respondents were provided with the opportunity to confirm their feedback had been represented accurately.

Feedback from the two communities has been overwhelmingly positive. Oral history interviewer Christopher Cheng reported that one Cantonese interviewee thanked him profusely for interviewing him in language. She told him:

‘ I am incredibly grateful, as I have been waiting for the opportunity to have my story recorded for a long time but never had a chance until today. ’

Interviewer Thelma Thomas, a member of the Fijian-Australian community, stated:

‘ I was over the moon that this project existed and that the Australian Government and the National Library was investing in this ... and sees the value in capturing the stories of our diaspora communities here in Australia. ’

FOCUS AREA

Legal Deposit Publisher Communication Project

The Library is due one copy of each book published in Australia under the *Copyright Act 1968*. This is called legal deposit, and forms the core of the Library's collection. The Legal Deposit Publisher Communication Project featured two components:

- scoping the contemporary industry and meeting with key stakeholders to develop an accurate understanding of the publishing ecosystem
- identifying potential communications and marketing opportunities that could reach all types of publishers to ensure they deposit regularly and comprehensively.

From meetings with over 30 stakeholders around Australia and New Zealand, the responses to the project were overwhelmingly positive. Small and large publishers, writers' centres and other peak bodies continue

to hold the Library in high esteem. They are happy to entrust their books to the Library's custodianship. The project also created an opportunity to acknowledge National eDeposit (NED) as a secure system for publishers of digital content and a sustainable preservation mechanism for the Library.

Given a reduction in traditionally published books, and market stresses on companies of all sizes, coupled with low barriers to entry, self-publishing continues to grow. Self-publishers are less likely to be aware of their legal deposit responsibilities and the Library is planning an outreach project in 2023–24 to remedy this.

Now that the Library has a clearer picture of the publishing landscape and proposals to spread the word, our focus can shift to increasing legal deposit collecting and ensuring there is a comprehensive record of Australia's published works.



Some of the many books and collection items stored at the Library's offsite warehouse.

2.4 Strategic priority two: Connect

We connect with communities and connect communities with their national collections.

Strategy

The Library inspires Australians to explore voices and stories in the national collection. We enable research and the discovery of new ideas by delivering accessible services and programs. We are extending national reach and engaging new audiences, increasing the diversity of Australians participating in onsite and digital experiences.

2022–23 actions

Increase our service to contemporary Australian communities by implementing an audience-centred and data-informed Engagement Strategy, with a focus on regional, rural and remote, First Nations, and culturally and linguistically diverse Australians.

The Library continued to connect with communities by interpreting and showcasing collections through the public programs suite that reaches beyond the local community, and the Library building, into all parts of Australia. To support accessibility in regional, rural and remote areas, the Library delivered digital content through existing channels with no cost or need to sign up or register.

The public programs suite ensures that an exhibition experience is remotely accessible to all Australians through digital tours of the galleries, curator talks and collection highlights. Through the *Viewfinder: Photography from the 1970s to Now* exhibition, programs including curator tours, holiday photography workshops and family portrait exhibitions built on the story of the exhibition and explored the showcased medium.

Learning programs are another valuable tool the Library uses to highlight collections and engage people in how to use those collections in a meaningful way. They create pathways for everyday Australians to find relevance in the collection and interpret it for themselves. This program has also been carefully curated to speak to the Library's culturally and linguistically diverse Australians, and in 2022–23 included webinars exploring Chinese–Australian and Pacific Islander family history.

The Digital Classroom is the Library's flagship schools product. The modules available to teachers and students explore parts of that collection that relate directly to Australian Curriculum content. In 2022–23, four new modules were released:

- Year 4 Science: *Understanding the Living World*
- Year 3: *Creative Storytelling*
- Year 8: *Medium Aevum—The Middle Age*
- Teaching resource: *Media and Information Literacy*.

The Digital Classroom reach is strong and well represented in regional and remote areas.

Public programs and the schools education program actively reach into our communities to expose people to the Library and its collection. Throughout the year, 1,014,347 people engaged with these activities both digitally and onsite. While the core local audience was well represented, onsite programming also attracted new audiences and digital programming reached every state and territory as well as international users.

Enhance access to the collection by leveraging government seed funding to secure philanthropic partners to support large-scale collection digitisation.

In 2018, the Library launched an ambitious plan to raise \$30 million in philanthropic support over ten years to transform access to Australian history and culture. Philanthropic support has enabled the Library to digitise more collections to share on Trove and has supported our Fellowships and Scholarships program.

Since launching the plan in 2018, the Library has raised a total of \$8,991,489 up to 30 June 2023 against its campaign target. Our work was supported by a record 1,312 donors in the 2022–23 financial year. The Library's philanthropic efforts were assisted by Australian Government funding of \$10 million over four years to support digitisation initiatives. This funding concluded on 30 June 2023.

Philanthropic support allowed the Library to significantly enrich Trove's content in 2022–23. A remarkable selection of Victorian regional newspapers enhanced our historical newspaper collections. The Library continued to focus on performing arts with the digitisation of the collections of Kristian Fredrikson, and Bobby and Gracie Le Brun. A range of visually compelling material included a selection of primarily nineteenth-century watercolours and prints.

A variety of digitised journals included Australian architecture journals, *Hemisphere* (a journal of Asian-Australian studies) and publications relating to Canberra Grammar School. The Library continued digitisation of a selection of early Australian cookery books.

Our focus on digitising Women Leaders collections will continue into future years. In 2022–23, the papers of the Australian Federation of Women Voters and the National Council of Women of Australia were shared online through philanthropic support. Digitisation of the papers of Dame Enid Lyons and Dame Dorothy Tangney is underway, supported by government funding. The records of the Australian Women Pilots' Association were also added to Trove in 2022–23.

The Library will also commence digitisation of the McLaren Local History Collection in 2023–24, funded through a targeted appeal in 2022–23.

Philanthropic funding also continues to support a range of other Library priorities, such as Rare Books and Music Curatorship. Our large collection of student union archives is being made more accessible thanks to philanthropic support. Generous donors entirely funded our Fellowships and Scholarships program, along with our flagship public lectures. This year, public lectures included:

- the Kenneth Myer Lecture delivered by Professor Megan Davis
- the Seymour Lecture in Biography by Dr Jacqueline Kent
- the inaugural Ann Moyal Lecture on Science in Society by Professor Genevieve Bell AO.

Support the creation of new knowledge by providing research services and access to Library collections.

In January 2023, the Library began a jointly funded project with the Australian Research Data Commons. The project aims to enhance the Trove application programming interfaces (APIs) to better support digital humanities scholars, as well as improve Trove help content and training materials targeted at academic researchers. The Trove Research API v3 Beta was released on 16 March. It shifted the API architecture to the widely adopted framework, OpenAPI, and includes Trove 'people and organisations' records in the main Trove public API for the first time. This will enable more researchers to engage with Trove content.

Demand for traditional library services continued to be strong, with the Library supporting the needs of researchers across the country, despite the significant impact of building works on access to the collections. Reading room visitation reached 184,097, a 105 per cent increase on the previous year. There was a 38 per cent increase in new reader registrations from 19,856 in 2021–22 to 27,403 in 2022–23. Despite the impact of building works on collection requests, the number of items delivered to the reading rooms, 45,908, was comparable to 2021–22.

Demand for the Ask a Librarian service, offered both online and via telephone, continued to grow. This year, the service responded to 15,904 inquiries, a 13 per cent increase, building on the 24 per cent increase the previous year. Our librarians answered an average of 1,325 offsite queries each month.

Support for family history research remained a priority, with 55 per cent of complex reference inquiries received via the Ask a Librarian service addressing this topic. A new 'how-to' video, *Starting Your Family History Research*, was released in August 2022 and received 1,165 views to 30 June 2023. This video was accompanied by the release of the National Library's family tree charts which can be completed online or printed out. The charts average 175 downloads each month and have proven popular with visitors, with approximately 125 being used each month in the reading rooms.

The Library's Fellowships and Scholarships program hosted 33 fellows, scholars and recipients of Asia Study Grants, some completing their residencies in full during this time, some completing the final stage of an interrupted residency, and others starting their residency but not yet able to complete it due to stacks closures. Fellows and scholars came from across the country, as well as from the United Kingdom, France and India. Philanthropically funded, this program allows researchers the opportunity to delve deeply into the collections and explore how and why these collections are significant to Australia. Each researcher presents a lecture, or sometimes a performance, to illustrate the collection. These programs interpret the collection in new and unique ways, often using items that have not been widely used before. The fellowship presentations focus on many aspects of the collection, but some have been directed specifically towards regional audiences, including Madeline Shaw's 'The Fabric of War' presentation, focusing on the wool industry, and Dr Georgia Pike's presentation on community singing, among others. The Library also continued to support research residencies offered as part of the Craft ACT Artists-in-Residence Program. Two Indigenous artists undertook research at the Library in August 2022.



Director-General, Dr. Marie-Louise Ayres FAHA, speaking at the *Bold Types* launch event with panellists (L-R) Katharine Murphy, Amy Remeikis and Patricia Karvelas.

FOCUS AREA

Bold Types: How Australia's First Women Journalists Blazed a Trail

Bold Types was written by Patricia Clarke and published on 1 November 2022 by NLA Publishing. Patricia is the Library's longest term researcher, and has been using National Library collections to tell the story of Australia's early women writers and journalists for decades. In *Bold Types*, Patricia recounts the journey of women journalists in the fight for gender equality from 1860 to the end of the Second World War. Patricia said that 'readers today will be shocked by the discrimination against these women and inspired by their courage'.

Patricia shares stories of women whose papers are held by the Library (including Alice Henry and Jennie Scott Griffiths) and more women whose articles have been digitised and made available through Trove. The book showcases not just the women journalists of the 1860s–1940s, but also how their fight shaped the industry as it stands today.

In the year its author turned 96, *Bold Types* sold 1,408 copies in print and digital formats. It received positive reviews and was longlisted for an Australian Book Design Award in early 2023.

The Library hosted Patricia and panellists Amy Remeikis, Patricia Karvelas and Katharine Murphy on 29 November 2022 to celebrate the launch of the book. The event drew one of the largest onsite audiences since the pandemic.

This positive response from the audience led to the project being developed into a podcast. A trailer and six episodes were recorded, then released throughout May 2023. The podcast has attracted almost 2,000 listeners and this number is expected to grow as podcast marketing activities ramp up.

Performance measures

Table 2.4 Number of digital visits to the Library

2022–23		2021–22		2020–21	
Result	21,723,110	Result	22,644,472	Result	N/A
Target	27,000,000	Target	27,000,000	Target	N/A
Status	Not met	Status	Not met	Status	N/A

Sources: 2022–23 Corporate Plan, p. 11; Portfolio Budget Statements, p. 408.

Analysis: In 2022–23, overall digital visits to the Library’s services stabilised at just under 22 million, a similar result to 2021–22. This follows two years of decline—corresponding to declining indexing of Trove sites by Google, which generates 60 per cent of visits. A 2022–23 project to remove barriers to Google indexing showed only very modest improvements, and more work will be needed in 2023–24 to address this. However, user engagement remained high, with Trove users spending an average of eight minutes per visit, and 67 per cent of visits coming from Australia.

Social media impressions were reduced for NLA-branded services, as platforms continued to increase restrictions on organic social media reach without paid boosts. However, interaction remained strong. Increased attention on Trove amid funding concerns saw the Trove social media accounts receive increased engagements and follower growth. For example, the Trove Facebook account had an increase of 56 per cent in follower growth and more than 20 per cent in engagement.

Data source: Extracted from Library systems and Google Analytics.

Methodology: Based on visits to the Library’s websites (including Trove) tracked by Google Analytics and social media and third-party services hosting Library content using the analytics in each platform.

Table 2.5 Number of onsite visits to the Library

2022–23		2021–22		2020–21	
Result	399,147	Result	201,477	Result	N/A
Target	300,000	Target	300,000	Target	N/A
Status	Exceeded	Status	Not met	Status	N/A

Source: 2022–23 Corporate Plan, p. 11.

Analysis: The Library saw strong growth in visitor numbers this year, with visitation starting to return to pre-pandemic levels. Significant onsite activities, public programs, the Enlighten Festival and new exhibitions signalled clearly that the Library was open and engaging with the public.

Data source: Extracted from Library systems.

Methodology: Based on visitors to the Library’s public building in Canberra using people-counting sensors.

Table 2.6 Number of images digitised and added to Trove

2022–23		2021–22		2020–21	
Result	814,574	Result	601,119	Result	N/A
Target	800,000	Target	1.4 million	Target	N/A
Status	Met	Status	Not met	Status	N/A

Source: 2022–23 Corporate Plan, p. 11.

Analysis: Under the Treasured Voices program, the Library aims to build capability in digitising material in all formats, including manuscripts and pictures. This builds on previous experience digitising microfilm material, especially newspapers. The focus on digitisation of more complex materials reduces output due to the increased time required to prepare this material for digitisation.

In 2022–23, 71 per cent of the images digitised were from newspapers and 19 per cent were from manuscript material, with the remaining ten per cent from books, journals and pictures. The manuscript images represent a rapid increase both in number (nearly triple the number of images compared with last year) and proportion (up from five per cent two years ago to 19 per cent in 2022–23).

Data source: Extracted from Library systems.

Methodology: Count includes images digitised and added to Trove.

Table 2.7 Number of hours of sound and audiovisual magnetic tape recordings digitised

2022–23		2021–22		2020–21	
Result	2,790	Result	1,912	Result	N/A
Target	2,500	Target	2,500	Target	N/A
Status	Exceeded	Status	Not met	Status	N/A

Source: 2022–23 Corporate Plan, p. 11.

Analysis: The number of hours of material digitised was 2,790, which was almost 12 per cent greater than the annual target of 2,500 hours, and a 46 per cent increase on the previous year’s result. An uninterrupted year of work with adequate staff resources meant a return to usual operations and output.

Data source: Extracted from Library systems.

Methodology: Count includes magnetic tapes from the Library’s Oral History and Folklore Collection and Manuscripts Collection.

Table 2.8 Collection items delivered on time

2022–23		2021–22		2020–21	
Result	95%	Result	93%	Result	N/A
Target	90%	Target	90%	Target	N/A
Status	Exceeded	Status	Met	Status	N/A

Source: 2022–23 Corporate Plan, p. 11.

Analysis: Delivery of collection items consistently exceeded targets this year. This was partly due to the impact of building works in the first six months of the year. These required the closure of stacks holding high-use collection items, such as Australian monographs and serials, and manuscript collections. These closures reduced the number of onsite requests received while the average number of staff was maintained. However, from April 2023, access to collections was restored. This, combined with the return of tertiary students to Canberra, resulted in a small increase of two per cent in requests filled on time.

Data source: Extracted from Library systems.

Methodology: Calculation based on quarterly sampling of call slips filled.

Table 2.9 Inquiries responded to on time

2022–23		2021–22		2020–21	
Result	94%	Result	95%	Result	N/A
Target	90%	Target	90%	Target	N/A
Status	Met	Status	Met	Status	N/A

Source: 2022–23 Corporate Plan, p. 11.

Analysis: This measure addresses responses to online, onsite and telephone inquiries. While the performance target was met this year, there has been an ongoing decline in the response time for one of the sub-measures: online inquiries received via the online Ask a Librarian service. This year, 81 per cent of these general inquiries were answered within the Service Charter target of seven days. This was due to a significant and sustained increase in the number of inquiries received via this service, from 948 per month in 2020–21 to an average of 1,325 online inquiries each month in 2022–23, an increase of 39 per cent over that time. Performance of the Ask a Librarian service will be monitored throughout 2023–24 to better understand the service’s demand drivers. Any action undertaken to improve performance will align with current National Library strategies.

Data source: Extracted from Library systems.

Methodology: Calculation includes general reference inquiries received via the Ask a Librarian service (online and telephone) and onsite via the reading rooms.

Table 2.10 Copies Direct orders delivered on time

2022–23		2021–22		2020–21	
Result	82%	Result	90%	Result	N/A
Target	90%	Target	90%	Target	N/A
Status	Not met	Status	Met	Status	N/A

Source: 2022–23 Corporate Plan, p. 11.

Analysis: This measure reflects the percentage of Copies Direct orders delivered on time. This target proved challenging to meet. The most significant factors were challenges sourcing and retaining entry-level staff and the ongoing impacts of building works on collection access.

Data source: Extracted from Library systems.

Methodology: Quarterly collection retrieval survey.

Table 2.11 Availability of National Library and Trove websites

2022–23		2021–22		2020–21	
Result	99.8%	Result	99.7%	Result	99.8%
Target	99.5%	Target	99.5%	Target	99.5%
Status	Met	Status	Met	Status	Met

Source: 2022–23 Corporate Plan, p. 11.

Analysis: The Library achieved or surpassed all targets regarding the availability of the National Library and Trove websites throughout the year. The Library experienced an outage to online services on 25 May 2023. This incident was directly attributed to the ongoing building works being undertaken within the Library premises, with services restored on the same day.

Data source: Extracted from Library systems and Google Analytics.

Methodology: Availability of the National Library and Trove websites includes the Library website, Trove website, Trove Collaborative Services, internal corporate systems, the Library Management System (Voyager), National edeposit and Digitisation on Demand.

Table 2.12 Qualitative evaluation of the value of the collection, services or programs

Focus group for 2022–23	Result
Engagement with regional, rural and remote audiences	Achieved

Source: 2022–23 Corporate Plan, p. 11.

Analysis: To raise awareness of the Library among rural, regional and remote audiences, eight short videos featuring collection items were made and promoted on social media using the theme of the National Library of Australia (us). The videos were promoted in Alice Springs, Cairns, Darwin, Geelong, Launceston, Mandurah, Mount Gambier and Newcastle—chosen after website analytics revealed a level of interest in the Library’s services that indicated potential for further engagement.

The videos linked to the Library’s ‘Discover the history of your hometown’ webpage, which took visitors to a Trove list of each item used in the videos. They also highlighted content from the Australian Almanacs collection, featuring maps, weather forecasts and printed illustrations. This collection was added to Trove in 2022–23 thanks to a generous philanthropic donation.

A review of the results showed that viewers connected with the videos positively, including commenting:

- 6 **The National Library has done an excellent job putting all this history photos altogether** 9 (NEWCASTLE)
- 6 **Such a beautiful place... piece of history** 9 (MT GAMBIER)
- 6 **Love all these old snaps and info on our once sleepy fishing village!** 9 (MANDURAH)

The videos reached more than 350,000 people in the selected locations and attracted more than 27,000 visits to the webpage, making this targeted campaign a success. They also resulted in a proportionally higher level of engagement from early twenties to middle-aged male Australians, an audience the Library has traditionally found difficult to reach.

This activity also resulted in an increase in Library card requests from the selected locations—further evidence of the success in engaging these audiences. Based on this success, new videos featuring more rural, regional and remote locations will be promoted throughout 2023–24.

Data source: Based on qualitative evaluation.

Methodology: Based on qualitative evaluation, Google Analytics and social media analytics. New target collection, service or program selected each year.



Board games being played during the Enlighten Festival 2023.

FOCUS AREA

Enlighten Festival

The Enlighten Festival is an ACT Government outdoor art and cultural experience that illuminates buildings in the Parliamentary Triangle, including the Library. For this year's event, held on 3–19 March 2023, the Library's theme was families and their diversity. Pictures from *Viewfinder: Photography from the 1970s to Now* were projected onto our building, along with an accompanying soundscape produced using the Oral History and Folklore Collection.

Interactive activities on the Friday and Saturday evenings of the festival centred on what brings families together and how we spend time with family. Drawing on our collection of over 10,000 games and puzzles, the Library offered:

- lawn games and picnic areas on the podium (the area directly in front of the Library's main entry)
- live music and traditional games in the foyer
- modern Australian-designed board games in the reading rooms.

Board games from the collections were also reproduced as giveaways, while the bookshop stocked games and puzzles that had been available to play.

The audience response was overwhelming. Almost 11,000 people came through the Library's doors, while many more experienced the projections and soundscape from outside the building. The visitor dwell time far exceeded previous festival activities, with some families staying for the whole time the Library was open. The reproduction board games were so popular that the Library had to reprint copies between each weekend.

The Library has maintained ongoing connections with the Australian game design community. Independent designers, design studios and distributors have contributed more games to the collection. Additionally, the Library connected with the University of Melbourne, the Australian National University and the Queensland University of Technology, as well as local designers, to create digital content for the Library's public programs and Digital Classroom. These initiatives explore the impact of gaming and design, while also delving into the Library's games collection.

2.5 Strategic priority three: Collaborate

We collaborate with others to deepen the national impact of cultural collections.

Strategy

Trove has established itself as an essential part of Australia's cultural and research infrastructure. With provision of additional Trove funding through to June 2023, the Library will grow Trove content while promoting and seeking support for a new Trove Strategy.

2022–23 actions

Launch and promote a Trove Strategy that articulates a bold vision for the service, and guides future development and investment.

In October 2022, the Library published an ambitious strategy for Trove, dependent on future investment. This strategy articulates Trove's purpose as 'enable cultural content to be managed, explored, and engaged with digitally'. It outlines six outcomes:

1. There is a single and secure access point to Australia's cultural and intellectual heritage.
2. Australians have our culture at their fingertips—now and decades into the future.
3. Services are delivered digitally to reach the national population and complement our iconic cultural buildings.
4. The community collaborates to share practices, tackle challenges, and adapt to maintain relevance.
5. A central, national infrastructure is bespoke to the needs of Australia's digital collections.
6. End-to-end management of cultural collections occurs in a secure digital environment, controlled by our diverse collecting institutions.

On 3 April 2023, the Minister for the Arts announced funding to preserve Trove. The funding commitment of \$33 million over the next four years, plus \$9.2 million ongoing and indexed funding from July 2027, will not fully achieve the Trove Strategy. However, it does allow the Library to continue to stabilise and secure this essential service, enrich it with new content and incrementally progress towards the full vision.

The Library is developing an implementation plan for the Trove Strategy. This plan focuses on stabilising and futureproofing the infrastructure through staged end-of-life systems replacements that will incorporate new functionality, where possible. The funding will also support a continuous program that will improve efficiency and the user experience for Trove and its associated services. The Library is committed to enriching Trove for the Australian people, through new and diverse content, and the announced funding will support this for years to come.

Work collaboratively with collecting institutions to broaden the range of content available through Trove, and promote the national distributed collection.

In 2022–23, the Library focused on a number of key activities and projects aimed at extending the breadth of content available through Trove, while enabling local organisations to retain collections within the communities that value them.

With the support of Trove Partners, more than 366,430 pages of new digitised content were added to Trove during the year. Most of these were new newspaper pages, but books, journals and manuscript collections were also included. Notable projects included the third and final tranche of Western Australian newspaper titles in digitisation carried out with the State Library of Western Australia. Two institutions contributed unpublished material to Trove’s digital collection using a newly developed workflow. The Australian Academy of Science contributed digitised material related to Antarctic exploration from manuscript collections (3,638 pages) and the NSW Soil Knowledge Network contributed historical material (7,021 pages) relating to their research.

The Library is also removing fees for content contributors as part of Trove Collaborative Services (TCS) from July 2023. This immediately benefits more than 250 community-led, volunteer-run, rural and regional collecting organisations that currently upload metadata about their collections to Trove, but do not use any TCS collection management features. In 2023–24, Australians will be able to explore more of Trove’s diverse collections than ever before. This became possible due to a combination of ongoing funding certainty following the 2023–24 Budget delivered in May and a reduction in operating costs of this service achieved by streamlining data input.

The Community Heritage Grants program, primarily funded by the Office for the Arts and administered by the Library, supports community organisations to identify and care for significant Australian cultural heritage collections. Applications for the annual grants program open in March each year, with grants awarded to successful applicants in October. In October 2022, 58 applications received grants totalling \$420,427. The 2023 round opened in March 2023 and offered an increased funding threshold of \$20,000 (including GST), which is the first funding increase in over ten years. The 2023 round received 114 applications and the program is on track to award another round of grants in October 2023.

Respond to changing demand for Trove Collaborative Services (TCS) with a new service and pricing model, and a roadmap to more sustainable service provision.

The new TCS agreement and pricing came into effect on 1 July 2022, consolidating all Trove Partners under the one pricing model. This is the latest evolution of a model for cost-recovered national collection management services that the Library has run since the 1980s.

The new modular package structure provides a foundation for future service offerings and new partners. Its modular nature allows it to be continuously improved in line with the Trove Strategy so that digital service offerings stay at the forefront. Transitioning nearly 900 existing Trove Partners to the new model was a major effort over the first six months of the 2022–23 financial year. Each Trove Partner was contacted individually using a combination of phone calls and email, and all were offered a three-year transition plan to the new pricing structure. In all, 764 organisations successfully transitioned to the new model by the conclusion of the rollout in December 2022, a pleasing conversion of 85 per cent.

From 2023–24, Trove will have adequate ongoing government funding to support public access to the service. This funding does not replace the cost-recovery model for collection management services provided through TCS, but it will enable replacement of core systems across all services.

The Library has also embarked on a procurement process to replace the system currently supporting the national network for resource sharing. The existing system is 20 years old and due for an upgrade. This follows a major consultation process across all Australian libraries, involving a detailed survey in August 2022 and webinars that attracted representatives from hundreds of libraries.

Provide the National edeposit service, a National and State Libraries Australasia partnership that builds, preserves, and provides access to a shared collection of Australian digital publications.

After four years of operation, the National edeposit (NED) Deed of Agreement between the National Library and the eight NED member libraries was reviewed and renewed in 2022. The Library worked with the NED Steering Group to develop a revised governance framework with:

- clearly defined roles and responsibilities
- a strategic planning process, including decision-making and escalation protocols
- a clear articulation of the Library's obligations as the NED service provider.

The National and State Libraries Australasia (NSLA) Board approved the recommended governance and staffing arrangements as well as new service fees at their July 2022 meeting. On 24 November 2022, the NSLA Board unanimously approved the new NED Deed of Agreement which took effect on 1 January 2023.

A key change in the agreement is an increased annual service fee that better reflects the running costs of the service and provides the Library with sufficient contingency to accommodate cost fluctuations over the life of the agreement. The NSLA Board also endorsed a Service Level Agreement, the new governance framework and revised Terms of Reference for the NED Steering Group. The Deed of Agreement formalises the creation of two new dedicated roles:

- NED Program Manager, to oversee strategic planning, policies and publisher relationships
- NED Implementation Manager, to coordinate the Library's service provider obligations.

These roles were established in January 2023. The 2023–2026 NED Strategic Plan was approved by NSLA in May. The Strategic Plan is supported by an annual Operational Plan for 2023–24 that outlines the key policy and technical priorities that will be pursued in the forthcoming financial year.

Performance measures

Table 2.13 Number of Trove Collaborative Services (TCS) partners and content contributors that the Library engages with annually

2022–23		2021–22		2020–21	
Result	903	Result	874	Result	896
Target	900	Target	896	Target	N/A
Status	Met	Status	Partially Met	Status	N/A

Sources: 2022–23 Corporate Plan, p. 13; Portfolio Budget Statements, p. 408.

Analysis: All Trove Partners were consolidated under the new pricing model on 1 July 2022. This includes 135 galleries, archives, museums and local collecting organisations that contribute content to Trove but do not require access to library services such as cataloguing or resource sharing. Following the budget announcement in April 2023, the Library announced that fees associated with the lowest tier of the TCS pricing model would be removed from July 2023. This encourages community-led, volunteer-run, rural and regional collecting organisations to become Trove Partners at no cost.

Data source: Extracted from Library systems.

Methodology: Based on number of signed-up TCS partners financially contributing to maintenance of Trove as of 30 June 2023.

Table 2.14 Qualitative evaluation using stakeholder/partner case studies or surveys

Focus group for 2022–23	Result
Participation in Trove Partner learning webinars	Achieved

Source: 2022–23 Corporate Plan, p. 13.

Analysis: The 2022–23 financial year saw a strong growth in attendance and engagement with the Trove Partner webinar series. A live webinar was held monthly, with three strategic Town Halls interspersed with ‘Take 20 with Trove’ sessions that highlighted specific services. There was an average audience of 180 attendees. This represents a 42 per cent increase in attendance on average since initiation of the program in 2021. The webinar series is now key for relationship management across the Trove Partner base.



Trove Partner webinar guest speakers (L-R from top left): **Kate Ross**, National Library of Australia; **Anne Laidlaw**, City of Sydney; **Rose Connell**, Mildura Rural City Council; **Cath Charlton**, Queensland Art Gallery and Gallery of Modern Art Research Library; **Cheryl Hamill**, Perth South and East Metropolitan Health Services; **Cat McLean**, Bega Valley Shire Council; **Jo Ritale**, National and State Libraries Australasia; **Rachel Merrick**, State Library of Queensland; **Rebecca Bateman**, National Library of Australia; **Thomas Girke**, CSIRO; **Debra Gilmore**, University of the Sunshine Coast; **Amanda Magnussen**, National Library of Australia; **Hero Macdonald**, Deakin University.

These results indicate the success of our ongoing improvement initiatives: responding to best industry practice and user feedback to refine the format; incorporating Trove Partner branding; and adopting a more personable presentation style. We also discovered the powerful impact of opening the floor to guest speakers from Partner organisations and welcomed 16 guests from across a range of Trove Partner sectors and states, as well as Library colleagues.

**6 This was the most informative session I have yet attended.
The differences between the way various libraries obtain resources
is so diverse. Thank-you for providing a range of great speakers. 9**

These efforts increased attendees' willingness to participate, with the live question and answer sessions producing up to an average of 17 questions per session. We received a 97 per cent positive rating from respondents since implementing the post-webinar survey in September 2022.

2.6 Strategic priority four: Capability

We build on strong foundations to maximise the nation's return on its investment in the Library.

Strategy

The Library harnesses resources effectively to realise our ambitions and deliver our mandate. The Library uses financial and other resources as intended to develop and safeguard its collection. The Library has invested strongly to reshape and develop our workforce, and continues to acquire and develop the skills, knowledge and experience that will be needed for a dynamic organisation with a strong digital and physical presence.

The Library manages its heritage building responsibly within constrained resources and will develop a new Building Masterplan in 2022–23. The Library continues to invest, where resourcing allows, in physical and digital infrastructure to ensure our physical and digital capability is responsive, reliable, sustainable, trusted and secure.

2022–23 actions

Secure sustainable, long-term and medium-term solutions to the Library's growing physical collection storage need, while implementing the Collection Storage Masterplan 2019–25 to maximise storage opportunities in the Library's main building.

The Library worked closely with the Office for the Arts on the development of the Library's business case for offsite storage to be considered by the Australian Government as part of the October 2022 and May 2023 budget processes. In April 2023, the Minister for the Arts announced \$11.6 million in funding to address the Library's most critical storage requirement for 18 linear kilometres of storage for pre-1990 overseas octavo monographs.

This monographs collection is an active collection currently stored at the National Archives of Australia site in Mitchell. It receives between 10,000 and 15,000 user requests each year, and therefore needs to be stored in a way that allows daily access. The current arrangement with the National Archives of Australia ends on 31 January 2026 and the collection must be removed. The Library needs to commence relocation by September 2025 at the latest.

The new funding will construct a 952-square-metre modular extension at the northern end of the Library-owned Hume repository. This satisfies the Library's immediate (2025) storage need. However, it does not address longer term offsite storage needs.

The Library's current Collection Storage Masterplan outlines strategies to maximise storage efficiency and consolidate collection storage parameters in the main (Parkes) building. Projects are a combination of building works and replacement of collection storage assets that have reached end of life. During 2022–23, the Library progressed a range of collection storage projects, including replacement of end-of-life compactus and reconfiguration of storage spaces. The Library also published a request for tender to create a new collection storage equipment procurement panel to provide a transparent, efficient and cost-effective procurement mechanism for the supply and installation of collection storage equipment.

Develop a new Building Masterplan aimed at enhancing the life and use of the Library's heritage building for the Australian community.

Finalised in 2008, the current Building Masterplan (BMP) incorporated a masterplan zoning strategy, concept planning for public and workspaces, design guidelines, sequencing and logistics, cost estimation and priority works options. The 2008 BMP has been partially implemented based on available funding. Significant redevelopment projects completed over the last 10 years included:

- refurbishment of public spaces, including Treasures and Exhibitions galleries, café, bookshop and Lower Ground 1 casual study area
- consolidation, construction and refurbishment of reading rooms on Ground Level and Level 1
- new fit-out of staff workspaces and photographic studios for digitisation services on Lower Ground 2
- progressive fit-out of staff workspaces on multiple levels, improving efficiency and functionality.

The new BMP project aims to deliver a new 10-year masterplan for the Commonwealth Heritage Listed Parkes building that sets out the optimal uses of the building, and provides safe and accessible spaces for the community, Library users and staff.

Honouring the history and heritage status of the Parkes building will be key to the success of this project, along with incorporating contemporary design and operating principles to ensure optimal long-term use and custodianship of the building. The Library intends to integrate the Collection Storage Masterplan into the new BMP to ensure that collection storage is considered holistically when identifying future uses for the Parkes building.

Following an approach to market in 2022–23, the Library has engaged Guida Moseley Brown Architects, a specialist design firm, to design and facilitate an enterprise-wide building master planning process, which will draw on data about space usage, views of Library users, our staff and key stakeholders to frame and drive a compelling and sustainable future for the Parkes building. This project will be completed in 2023–24.

Deliver an adaptive Digital Strategy that implements strategic priorities in order of importance, based on the funding available.

In 2021–22, the Library published its Digital Strategy. The strategy outlines how information and technology will be used to achieve business success. It articulates Library priorities and how it will invest in information and technology to achieve its mission.

In recognition of an increasingly uncertain financial environment and rapidly changing digital world, an adaptive strategy was developed to:

- lay foundations that address the Library’s immediate challenges
- build capability in the longer term for the possible resourcing scenarios in low-, medium- and high-funding environments.

The strategy outlines principles that guide investment decisions in a changing resourcing environment for the Library and is supported by an implementation plan.

In 2022–23, the Library made considerable progress on initiatives that support implementing nine strategic priorities outlined in the Digital Strategy. These initiatives have already contributed to:

- improving enterprise architecture capabilities, lifting the Library’s cybersecurity maturity and operationalising disaster recovery infrastructure
- delivering significant progress towards streamlining collection workflows and digital collecting
- improving the Library’s digital workplace and uplifting data and analytics capability.

The increased funding commitment over the next four years, plus the ongoing and indexed funding from July 2027, will allow the Library to deliver more of the essential work laid out in the Digital Strategy.

Build on the digital, project management and business acumen, knowledge and experience of the Library's workforce to deliver our mission.

The Library completed the first phase of the Library Analytics Platform project, a crucial initiative to establish a strategic data analytics capability. This significant digital transformation will be used to optimise and rationalise business intelligence and reporting functions into the future, enabling the provision of meaningful insights from the Library's vast collection and data holdings. It will simplify access to information, increase the Library's business agility and provide technological cost savings.

The first phase of this project did three main things:

- established a data warehouse environment
- provided business intelligence capabilities
- undertook a proof of concept based on Trove Collaborative Services (TCS) performance metrics.

The proof of concept involved the development of interfaces to several different types of data sources, including onsite databases, SharePoint data sources and Google Analytics. Fifteen priority metrics were delivered for TCS across six dashboard screens.

As digital business acumen becomes more important over time, the Library is committed to supporting staff to develop the skills, knowledge and experience needed to serve the Australian community now, and in the future. To support and enhance the Library's continuous learning culture, a new monthly capability development newsletter and a variety of peer-to-peer learning events were introduced in 2022–23. Each month focuses on a specific capability area.

In addition, the Library offered a variety of formal learning opportunities to staff throughout 2022–23. These focused on engaging stakeholders, change management, management conversations, writing for decision-makers and leading high-performing teams.

FOCUS AREA

Improving timely access to archived websites through the Australian Web Archive

Providing public access to archived websites is a priority objective of the Library's web archiving program. Websites change and disappear frequently and without notice, yet access to recent versions of the websites is often important for researchers and the public alike.

The largest single acquisition of archived websites each year is obtained through the annual harvest of the entire '.au' web domain. Content from the Australian domain harvests conducted since 2005 makes up more than 80 per cent of 850 terabytes of data in the Australian Web Archive. These archived websites are publicly available through Trove, which is one of the largest full-text searchable web archive collections in the world.

Significant enhancements to the Library's web archiving capability have greatly improved the timeliness of access to websites collected through the Australian domain harvest. This year's harvests resulted in the largest number of sites ever captured. The websites collected through the harvest are now indexed almost immediately, making them available for full text searching and access through Trove. The public can now access the full content within one or two weeks of harvesting, a process that previously took several months.

Collecting vastly more content, more frequently, enhances access to the collection for researchers and the public.



Catalogue search computers in the Main Reading Room.

This page has intentionally been left blank.



S
347.71
UNI

Library stacks in Hume storage repository.



Governance and Accountability

3.1 Role

Section 6 of the *National Library Act 1960* sets out the functions of the Library, as follows:

1. to maintain and develop a national collection of library material, including a comprehensive collection of library material relating to Australia and the Australian people;
2. to make library material in the national collection available to such persons and institutions, and in such a manner and subject to such conditions, as the Council determines with a view to the most advantageous use of that collection in the national interest;
3. to make available such other services in relation to library matters and library material (including bibliographical services) as the Council thinks fit, and, in particular, services for the purposes of:
 - a. the library of the Parliament;
 - b. the authorities of the Commonwealth; and
 - c. the Territories; and
 - d. the Agencies (within the meaning of the *Public Service Act 1999*); and
4. to co-operate in library matters (including the advancement of library science) with authorities or persons, whether in Australia or elsewhere, concerned with library matters.

The Library has responsibility for collecting Australian cultural heritage materials and making them available to the Australian public. During 2022–23, the minister responsible for the Library was the Hon Tony Burke MP, Minister for Employment and Workplace Relations and Minister for the Arts. The affairs of the Library are conducted by the Library Council, with the Director-General as executive officer.

3.2 Legislation

The *National Library Act 1960* established the Library and defines its role, corporate governance and financial management framework. As a corporate Commonwealth entity, the Library is subject to the *Public Governance, Performance and Accountability Act 2013* (PGPA Act).

3.3 Purpose

The Library ensures that documentary resources of national significance relating to Australia and the Australian people, as well as significant non-Australian library materials, are collected, preserved and made accessible either through the Library itself or through collaborative arrangements with other libraries and information providers. By offering a strong national focus in all that we do, and cooperating with others who share our goals, we support learning and creative and intellectual endeavour, and contribute to the continuing vitality of Australia's diverse culture and heritage.

The Library had four strategic priorities in 2022–23:

- Collect—we collect today what will be important tomorrow for Australia's increasingly diverse community
- Connect—we connect with communities and connect communities with their national collections
- Collaborate—we collaborate with others to deepen the national impact of cultural collections
- Capability—we build strong foundations to maximise the nation's return on its investment in the Library.

3.4 Organisation

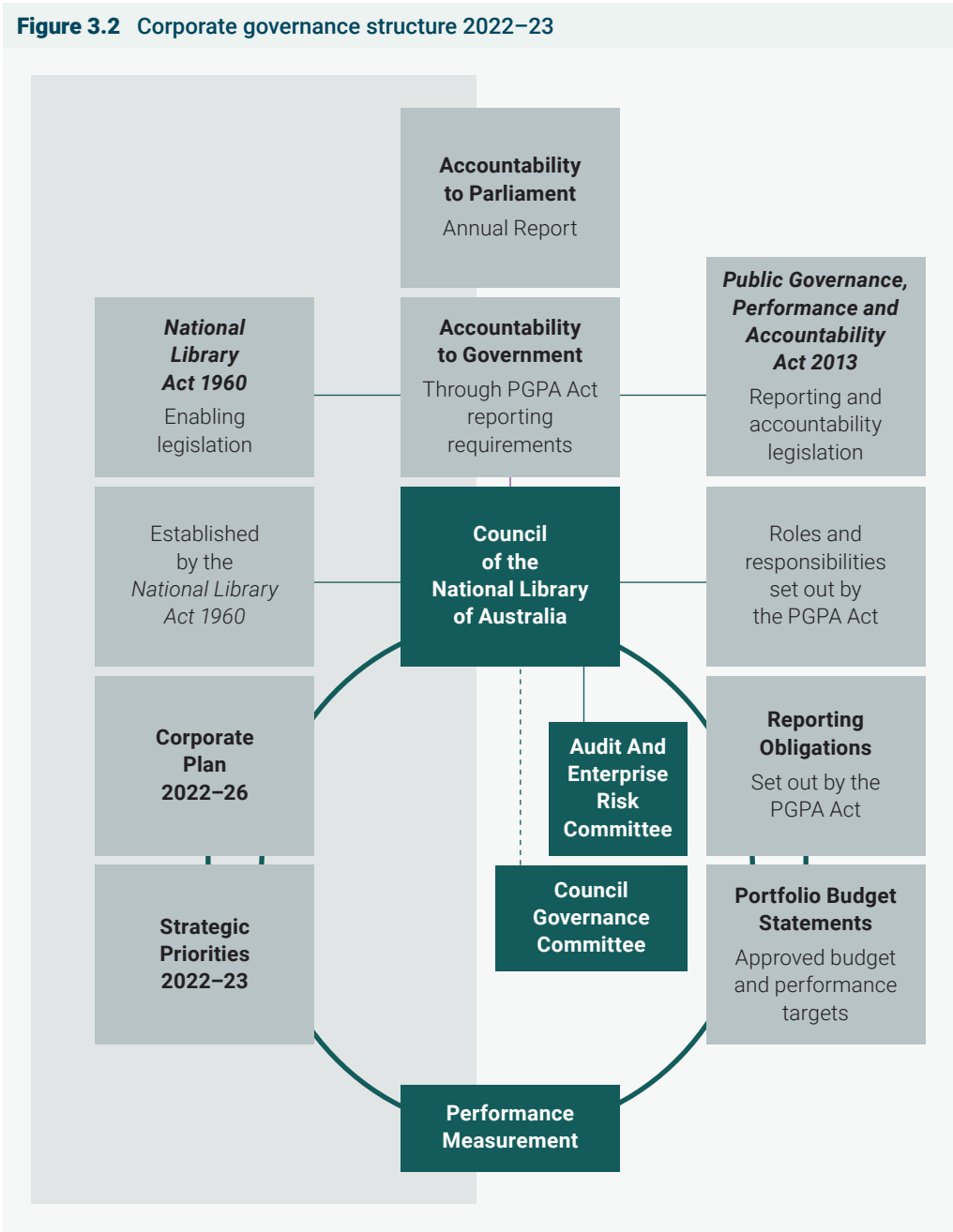
The Library's organisational and senior management structure, effective 30 June 2023, is set out in Figure 3.1.

Figure 3.1 Organisational and senior management structure 30 June 2023



3.5 Corporate governance

Figure 3.2 Corporate governance structure 2022–23



Council

The Council of the National Library of Australia conducts the Library's affairs as set out in the *National Library Act 1960*. The Council has 12 members, including the Director-General, one Senator elected by the Senate, and one member of the House of Representatives elected by the House.

Aside from the period between the expiration of the Council membership of Professor Donald Markwell AM on 27 May 2023 and 30 June 2023, Council had a full complement of 12 members. As at 30 June 2023, there was one vacancy on Council. Appendix A lists Council members and their attendance at Council meetings during the reporting period.

In 2022–23, in addition to general accountability, governance, compliance and finance, the Library's Council considered a range of matters, including:

- the Library's 2023–24 Corporate Plan (covering 2023–24 to 2026–27)
- the Library's Philanthropy Strategy and its progress
- the Library's financial performance, and financial sustainability considerations
- comprehensive discussions on the Library's collection capability, collaboration and engagement strategic pillars, with particular focus on new strategic plans, including Trove, Engagement and Digital strategies
- participation in a cross-portfolio Financial Sustainability Review with other National Collecting Institutions
- the Library's risk management and business continuity preparedness
- work to address identified risk around physical collection storage for the Library's growing collection and progress of the Library's Collection Storage Masterplan
- work health and safety updates
- updates on facilities management and capital works projects, including the heating, ventilation and air-conditioning (HVAC) system replacement; heritage window replacement; asbestos remediation; refurbishment of various areas of the Library's main building; and roof replacement projects
- fellowships and scholarships.

Priorities and actions are articulated in the Library's 2022–23 Corporate Plan. The Council has two standing committees: the Audit and Enterprise Risk Committee and the Council Governance Committee.

Audit and Enterprise Risk Committee

The Council of the National Library of Australia established an Audit Committee as required by section 45 of the PGPA Act and section 17 of the *Public Governance, Performance and Accountability Rule 2014 (PGPA Rule)*. The committee is a subcommittee of the Council. It is established to assist the Council to discharge its responsibilities under the *National Library Act 1960* and the PGPA Act in respect of financial reporting, performance reporting, risk oversight and management, internal control and compliance with relevant laws and policies.

The functions of the Audit and Enterprise Risk Committee are to:

- review the appropriateness of the the Library's
 - financial reporting
 - performance reporting
 - system of risk oversight and management
 - system of internal control and legislative and policy compliance
- provide advice independent of Library management
- assist the Library and Council members to comply with their obligations under the PGPA Act and associated framework, including the Fraud Rule
- provide a forum for communication between Council members, Library Executive managers, and the internal and external auditors of the Library
- examine and recommend the Library's annual financial and performance statements to Council for approval.

See Appendix A for details of committee members, including their qualifications, meeting attendance and remuneration.

Council Governance Committee

The Council Governance Committee comprises three non-executive Council members. The committee considered a range of matters in the reporting period, including forward planning for Council and its subcommittees, Director-General performance and remuneration, external evaluation and Council skills, capability and development. See Appendix A for details of Council Governance Committee members and meeting attendance.

Risk management

During the reporting period, the Library reviewed and updated the Enterprise Risk Management Framework, which was originally approved by Council in 2020–21. The updated framework promotes a positive and sensible approach to risk management, and continuous improvement of risk culture and practice across the Library. The framework supports the Council, the Audit and Enterprise Risk Committee, and the Executive to effectively engage with emerging risks and manage identified strategic and enterprise risks, and for business areas to identify, treat and manage operational risks. The framework aligns with the PGPA Act, the revised Commonwealth Risk Management Policy and ISO 31000:2018, Risk management—Guidelines.

The Business Continuity Policy and Framework was approved by Council in June 2021. It outlines the Library's approach to planning and managing business disruptions, incidents and emergencies that may occur. The Library's Business Continuity Committee has responsibility for implementing the framework and coordinating the Library's crisis management responses. During 2022–23, the Library reviewed and updated business impact assessments and maximum allowable outages for key library systems and services.

Audit

The Library's internal auditor, Synergy Group Australia, reported to the Audit and Enterprise Risk Committee on three audits in 2022–23: collection loss prevention, digital collection and legal deposit. A fourth audit, into the Library's performance measures, had reached draft final report stage by the end of the financial year, and a fifth audit, focused on the Treasured Voices philanthropy program commenced in June 2023. Implementation and closure of audit recommendations are reported to, and monitored by, the Audit and Enterprise Risk Committee.

Parliamentary committees and government inquiries

The Library was called to appear before the Senate Environment and Communications Legislation Committee for the 2023–24 Budget Estimates hearings in May 2023 and appeared before the Environment and Communications References Committee at the National Cultural Policy public hearing in April 2023.



The Library's heritage windows covered in scaffolding.

FOCUS AREA

Preserving our heritage building

On 20 January 2020, a severe hailstorm damaged the Library's heritage copper roof. The Library lodged an insurance claim with Comcover, and a roof assessment confirmed the whole roof required replacement. The National Capital Authority recommended a like-for-like copper replacement. Most of this heritage roof repair was funded by insurance.

In addition to the need to replace the roof itself, the Library was part-way through asbestos removal works in the ceiling space. The roof replacement forced the Library to expedite these

works, as the roof sheets could not be replaced until the asbestos was removed. A total of 150,820 kilograms of contaminated material was removed by mid-December 2021. The roof was watertight by December 2022 and the copper roof replacement was complete by May 2023.

Replacement of the Library's heritage windows has now commenced following a successful prototyping exercise. Work is underway on the first group of windows following installation of scaffolding on the lakeside façade.

Government policy orders and ministerial directions

In accordance with paragraphs 17BE(d) and 17BE(e) of the PGPA Rule, the Library notes it did not receive any government policy orders or ministerial directions during 2022–23.

In accordance with section 25 of the *National Library Act 1960*, the Library notes that during the reporting period, it disposed of 21 volumes that had been accessioned into the collection. Six items were disposed of based on their condition, 13 on the grounds of duplication and two on the basis that they were outside the scope of the Collection Development Policy.

The Library also disposed of 9,136 non-accessioned items during the reporting period, which included over 2,000 unsolicited donations of material out of scope of the Library's Collection Development Policy.

Location of major activities and facilities

The National Library of Australia operates from five buildings:

- Parkes Place West, Canberra ACT 2600 (main building and administration)
- 44 Tralee Street, Hume ACT 2620 (repository)
- 64 Sheppard Street, Hume ACT 2620 (repository)
- National Archives of Australia, corner of Flemington Road and Sandford Street, Mitchell ACT 2911 (repository)
- Australian Embassy in Jakarta (with locally engaged staff).

APS Net Zero 2030

In May 2023, the Australian Government announced the Australian Public Service (APS) Net Zero 2030 policy, which requires the APS to reduce its greenhouse gas emissions to net zero by 2030 and transparently report on its emissions from the latter half of 2023. This reporting commences in this annual report.

The Greenhouse Gas Emissions Inventory presents greenhouse gas emissions over the 2022–23 period. Results are presented based on carbon dioxide equivalent (CO₂-e) emissions. Greenhouse gas emissions reporting has been developed with methodology that is consistent with the Whole-of-Australian Government approach as part of the APS Net Zero 2030 policy.

The Library will engage a specialist consultant to review and update our environmental management system and action plan to assist us to meet targets set under the policy.

Table 3.1 Greenhouse gas emissions inventory 2022–23

Emission source	Scope 1 kg CO ₂ -e	Scope 2 kg CO ₂ -e	Scope 3 kg CO ₂ -e	Total kg CO ₂ -e
Electricity (location based approach)	N/A	3,340,868	274,596	3,615,463
Natural gas	4,798,474	N/A	1,219,872	6,018,346
Fleet vehicles	13,902	N/A	3,419	17,321
Domestic flights	N/A	N/A	42,459	42,459
Other energy	-	N/A	-	-
Total kg CO₂-e	4,812,376	3,340,868	1,540,346	9,693,589

The electricity emissions reported above are calculated using the location based approach. When applying the market based method, which accounts for activities such as Greenpower, purchased large-scale generation certificates (LGCs) and/or being located in the ACT, the total emissions for electricity usage, are below:

Emission source	Scope 1 kg CO ₂ -e	Scope 2 kg CO ₂ -e	Scope 3 kg CO ₂ -e	Total kg CO ₂ -e
Electricity (market based approach)	N/A	272,882	36,117	308,999
Natural gas	4,798,474	N/A	1,219,872	6,018,346
Fleet vehicles	13,902	N/A	3,419	17,321
Domestic flights	N/A	N/A	42,459	42,459
Other energy	-	N/A	-	-
Total kg CO₂-e	4,812,376	272,882	1,301,867	6,387,125

Note: Table 3.1 presents emissions related to electricity usage using the location-based accounting method. CO₂-e = Carbon Dioxide Equivalent.

Workplace relations

In November 2021, the NLA Executive endorsed a new Workforce Strategy—the Strategic People Pathway 2022–2025 (SPP). The objective of this strategy is to develop capability to modernise our work practices, responding flexibly and innovatively to the changed and changing nature of our work, with a special focus on developing a culturally competent workforce.

When the SPP is successfully implemented, the Library will be:

- an employer of choice with a fit-for-purpose workforce
- agile and flexible, where we can respond to variable funding and emerging operating models
- data driven, where we embed analysis and data to inform priorities and initiatives, and to measure and monitor success
- innovative and inspirational and challenge ourselves to be at our best, and to embrace improved practices, tools and mindsets
- tactical and practical, acknowledging specific approaches required for the development of different capability and workforce segments.

The SPP is in the establishment phase which focuses on a priority area to attract, develop and retain our people, including the development of an Aboriginal and Torres Strait Islander Recruitment and Retention Strategy and a review of the Library’s recruitment processes.

The Capability Development Action Plan sits within the SPP and implementation of this plan has started to embed the APS Learning and Development Strategy’s model for continuous learning and focuses on priority capabilities as outlined in the Library’s Corporate Plan.

The National Library of Australia Enterprise Agreement 2017–2020 had a nominal expiry date of 23 March 2020, but continues to operate until replaced by a new enterprise agreement. In line with the Public Sector Workplace Interim Arrangements 2022, APS and Executive Level Library employees received a three per cent salary increase from 24 March 2023 by way of a new determination under subsection 24(1) of the *Public Service Act 1999*.

Negotiations for a replacement agreement have begun in line with the Public Sector Workplace Relations Policy 2023. Following release of the policy, the Director-General appointed Peter Riordan, Deputy Commissioner at the Australian Public Service Commission, to act as the APS Chief Negotiator to represent the Director-General as the employer bargaining representative for APS-wide bargaining. Agency-level bargaining is expected to commence in the first quarter of 2023–24.

Work health and safety

During the reporting period, the Library maintained a stable, low to medium risk work environment and has appropriate safety and rehabilitation management systems in place. The Library continues to work actively with the regulator, Comcare, to improve its work health safety and rehabilitation arrangements.

There was one notifiable incident in 2022–23, relating to potential hazard. Reported out of an abundance of caution, Comcare closed the report without investigation or the need to visit the building and no person was involved or injured. Additionally, 84 hazard and incident reports were submitted (51 hazards, 33 incidents) during 2022–23. No hazards were serious in nature and no incidents resulted in significant injury.

The Library monitors rehabilitation performance against a range of measures, including time off work and adjustment of duties following an injury. To date, Library performance has met or exceeded the defined benchmarks. The Library premium has declined compared with 2021–22. No claims were submitted in the 2022–23 financial year.

The Library's premium rates for workers compensation since 2020–21 are shown in Table 3.2.

Table 3.2 Premiums for injuries suffered 2020–21 to 2023–24 (as a percentage of wages and salaries)

Premium rates	2020–21	2021–22	2022–23	2023–24
Premium rates for the Library	0.87	1.06	0.82	0.65
Premium rates for all agencies combined (for comparison)	0.85	0.79	0.83	0.84
Library rates as a percentage of all agencies	102.00	130.00	98.79	77.38

Note: Includes rates as amended retrospectively by Comcare.

Legislatively required roles (Health and Safety Representatives and First Aid Officers) are all appropriately trained and hold up-to-date qualifications.

Staff wellbeing was consistently supported through 2022–23. The annual onsite influenza vaccination clinic was held in April, with more 200 staff vaccinated across three clinics. In addition, a monthly newsletter covering a range of health and wellbeing topics was circulated to all staff and the 24/7 Employee Assistance Program service for employees and their families continued to be offered.

Advertising and market research

In accordance with section 311A of the *Commonwealth Electoral Act 1918*, Table 3.3 provides a summary of amounts paid by the Library to advertising agencies, market research organisations and media advertising organisations in excess of \$15,200 (inclusive of GST) for non-recruitment and non-tender services. The Library did not pay for the services of any polling or direct mail organisations.

Table 3.3 Library expenditure on advertising and market research 2022–23

Company	Type	Amount
Coordinate	Marketing and advertising agency	\$44,000
Ooh! Media	Marketing and advertising agency	\$37,185
Patternmakers	Market research organisation	\$16,729
Region Media	Media advertising organisation	\$19,800

Significant non-compliance with finance law

The Library did not have any issues of non-compliance in 2022–23 to report to the responsible minister as required under PGPA Act paragraph 19(1)(e).

3.6 Summary of financial performance

The Library recorded a surplus of \$11.516 million for the 2022–23 financial year compared with a surplus of \$14.119 million in 2021–22. The surplus in 2022–23 mostly comprised an upward revaluation of the collection assets of \$18.573 million, and depreciation and impairment on the collection assets of \$11.292 million (depreciation of \$8.438 million and impairment of \$2.854 million). There was also an increase to long service leave arising from the movement in bond rates of \$0.639 million. When the amounts for the upwards revaluation of the collection, depreciation and impairment of the collection are excluded, the Library made a surplus of \$4.874 million. The Library does not receive appropriation funding for the depreciation and impairment of the collection assets; instead, it receives an equity injection for the acquisition of collection materials. Therefore, the Library is allowed to operate at a loss up to the value of the depreciation and impairment expenses of the collection assets.

The notes to the audited financial statements explain the key numbers. In particular, the commentary on variances to budget highlights specific events that occurred throughout the year that had an impact on the results.

Financial resources

The Library receives funding from the Australian Government for Library operating activities and equity funding for collection acquisitions. The Library also generates own-source revenue and seeks philanthropic contributions to support specific Library activities and projects. In 2022–23, the Library received additional fixed-term funding under the National Cultural Policy–National Collecting Institutions–Sustainability Measure, as well as specific-purpose fixed-term funding for Trove, digitisation and capital works.

Statement of comprehensive income

Total income for 2022–23 was \$82.831 million, compared with \$72.493 million in 2021–22; an increase of \$10.338 million. The increase was due primarily to additional Australian Government funding for the heating ventilation and air conditioning (HVAC) system, grants for the replacement of windows and Comcover insurance receipts from the roof restoration.

Total expenditure for 2022–23 was \$89.888 million, compared with \$78.194 million in 2021–22; an increase of \$11.694 million. The increase was due to the cost of remediation of hazardous materials including asbestos-containing material (ACM) and latent conditions during roof replacement and HVAC works, suppliers costs on a number of projects including cyber security and the Library Management System and the impairment of assets

Statement of financial position

In 2022–23, the Library engaged JLL Public Sector Valuations Pty Ltd to perform a desktop materiality review of the collection in accordance with the Australian Accounting Standards. The outcome of the review was an increment, including reversal of depreciation, in the value of the collection of \$18.573 million (2021–22 increment was \$19.820 million).

The Library also engaged Pickles Valuations to undertake a desktop fair-value review of property, plant and equipment. The review found that the written-down values of property, plant and equipment were assessed to be at fair value.

Financial assets decreased by \$5.436 million, with the decrease attributable to a reduction in cash, investment balances and receivables from Comcover insurance claims associated with the roof restoration project.

Non-financial assets increased by \$26.810 million, primarily due to:

- \$8.893 million increase in buildings, comprising \$14.859 million in additions less \$5.966 million in depreciation and amortisation
- \$16.062 million increase in collection assets attributable to the valuation increment of \$18.573 million and additions of \$8.781 million, less depreciation and impairment allowance of \$11.292 million.

Liabilities increased by \$0.208 million from \$25.674 million in 2021–22 to \$25.882 million in 2022–23. The increase was primarily attributable to:

- suppliers payable increase of \$0.405 million attributable to an increase in business activities due to a number of projects including cyber security and the Library Management System
- leave provisions of \$0.678 million, the majority relating to an increase in bond rates.

The increases were offset by reductions in leases of \$0.875 million due to amortisation of liabilities.

This page has intentionally been left blank.



New copper roof on the Commonwealth Heritage Listed Parkes building.



Financial Statements



INDEPENDENT AUDITOR'S REPORT

To the Minister for the Arts

Opinion

In my opinion, the financial statements of the National Library of Australia and its subsidiaries (together the Consolidated Entity) for the year ended 30 June 2023:

- (a) comply with Australian Accounting Standards – Simplified Disclosures and the *Public Governance, Performance and Accountability (Financial Reporting) Rule 2015*; and
- (b) present fairly the financial positions of the Consolidated Entity as at 30 June 2023 and their financial performance and cash flows for the year then ended.

The financial statements of the Consolidated Entity, which I have audited, comprise the following as at 30 June 2023 and for the year then ended:

- Statement by the Council, Director- General and Chief Financial Officer;
- Consolidated Statement of Comprehensive Income;
- Consolidated Statement of Financial Position;
- Consolidated Statement of Changes in Equity;
- Consolidated Cash Flow Statement; and
- Notes to the financial statements comprising a summary of significant accounting policies and other explanatory information.

Basis for opinion

I conducted my audit in accordance with the Australian National Audit Office Auditing Standards, which incorporate the Australian Auditing Standards. My responsibilities under those standards are further described in the *Auditor's Responsibilities for the Audit of the Financial Statements* section of my report. I am independent of the Consolidated Entity in accordance with the relevant ethical requirements for financial statement audits conducted by the Auditor-General and his delegates. These include the relevant independence requirements of the Accounting Professional and Ethical Standards Board's APES 110 *Code of Ethics for Professional Accountants (including Independence Standards)* (the Code) to the extent that they are not in conflict with the *Auditor-General Act 1997*. I have also fulfilled my other responsibilities in accordance with the Code. I believe that the audit evidence I have obtained is sufficient and appropriate to provide a basis for my opinion.

Accountable Authority's responsibility for the financial statements

As the Accountable Authority of the Entity, the Council is responsible under the *Public Governance, Performance and Accountability Act 2013* (the Act) for the preparation and fair presentation of annual financial statements that comply with Australian Accounting Standards – Simplified Disclosures and the rules made under the Act. The Council is also responsible for such internal control as the Council determines is necessary to enable the preparation of financial statements that are free from material misstatement, whether due to fraud or error.

In preparing the financial statements, the Council is responsible for assessing the ability of the Consolidated Entity to continue as a going concern, taking into account whether the entities' operations will cease as a result of an administrative restructure or for any other reason. The Council is also responsible for disclosing, as applicable, matters related to going concern and using the going concern basis of accounting unless the assessment indicates that it is not appropriate.

GPO Box 707, Canberra ACT 2601
38 Sydney Avenue, Forrest ACT 2603
Phone (02) 6203 7300

Auditor's responsibilities for the audit of the financial statements

My objective is to obtain reasonable assurance about whether the financial statements as a whole are free from material misstatement, whether due to fraud or error, and to issue an auditor's report that includes my opinion. Reasonable assurance is a high level of assurance, but is not a guarantee that an audit conducted in accordance with the Australian National Audit Office Auditing Standards will always detect a material misstatement when it exists. Misstatements can arise from fraud or error and are considered material if, individually or in the aggregate, they could reasonably be expected to influence the economic decisions of users taken on the basis of the financial statements.

As part of an audit in accordance with the Australian National Audit Office Auditing Standards, I exercise professional judgement and maintain professional scepticism throughout the audit. I also:

- identify and assess the risks of material misstatement of the financial statements, whether due to fraud or error, design and perform audit procedures responsive to those risks, and obtain audit evidence that is sufficient and appropriate to provide a basis for my opinion. The risk of not detecting a material misstatement resulting from fraud is higher than for one resulting from error, as fraud may involve collusion, forgery, intentional omissions, misrepresentations, or the override of internal control;
- obtain an understanding of internal control relevant to the audit in order to design audit procedures that are appropriate in the circumstances, but not for the purpose of expressing an opinion on the effectiveness of the Consolidated Entity's internal control;
- evaluate the appropriateness of accounting policies used and the reasonableness of accounting estimates and related disclosures made by the Accountable Authority;
- conclude on the appropriateness of the Accountable Authority's use of the going concern basis of accounting and, based on the audit evidence obtained, whether a material uncertainty exists related to events or conditions that may cast significant doubt on the Consolidated Entity's ability to continue as a going concern. If I conclude that a material uncertainty exists, I am required to draw attention in my auditor's report to the related disclosures in the financial statements or, if such disclosures are inadequate, to modify my opinion. My conclusions are based on the audit evidence obtained up to the date of my auditor's report. However, future events or conditions may cause the Consolidated Entity's to cease to continue as a going concern;
- evaluate the overall presentation, structure and content of the financial statements, including the disclosures, and whether the financial statements represent the underlying transactions and events in a manner that achieves fair presentation; and
- obtain sufficient appropriate audit evidence regarding the financial information of the entities or business activities within the Consolidated Entity to express an opinion on the financial report. I am responsible for the direction, supervision and performance of the Consolidated Entity audit. I remain solely responsible for my audit opinion.

I communicate with the Accountable Authority regarding, among other matters, the planned scope and timing of the audit and significant audit findings, including any significant deficiencies in internal control that I identify during my audit.

Australian National Audit Office



Rahul Tejani
Executive Director
Delegate of the Auditor-General

Canberra
21 August 2023

Overview

Certification

Primary financial statements

Consolidated Statement of Comprehensive Income	70
Consolidated Statement of Financial Position	71
Consolidated Statement of Changes in Equity	72
Consolidated Cash Flow Statement	73
Budget Variances Commentary	74

Overview

Notes to the financial statements

1 Financial Performance	77
Note 1.1: Expenses	77
Note 1.2: Own-Source Revenue and Gains.....	79
2 Financial Position	82
Note 2.1: Financial Assets	82
Note 2.2: Non-Financial Assets	84
Note 2.3: Payables	91
Note 2.4: Interest Bearing Liabilities.....	92
Note 2.5: Other Provisions.....	93
3 Funding	94
Note 3.1: Net Cash Appropriation Arrangements	94
4 People and Relationships	95
Note 4.1: Employee Provisions.....	95
Note 4.2: Key Management Personnel Remuneration	96
Note 4.3: Related Party Disclosures.....	96
Note 4.4: Supplementary Information for the Parent Entity	97
5 Managing Uncertainties	98
Note 5.1: Contingent Assets and Liabilities	98
Note 5.2: Financial Instruments	98
Note 5.3: Fair Value Measurement.....	100
6 Other Information	101
Note 6.1: Current/Non-current Distinction for Assets and Liabilities	101
Note 6.2: Trust Money Controlled by the NLA	102
Note 6.3: Trust Money Not Controlled by the NLA.....	104

National Library of Australia

STATEMENT BY THE COUNCIL, DIRECTOR-GENERAL AND CHIEF FINANCIAL OFFICER

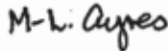
In our opinion, the attached financial statements for the year ended 30 June 2023 comply with subsection 42(2) of the *Public Governance, Performance and Accountability Act 2013 (PGPA Act)*, and are based on properly maintained financial records as per subsection 41(2) of the PGPA Act.

In our opinion, at the date of this statement, there are reasonable grounds to believe that the National Library of Australia will be able to pay its debts as and when they fall due.

This statement is made in accordance with a resolution of the Council of the National Library of Australia.



The Hon. Dr Brett Mason
Chair
21 August 2023



Dr Marie-Louise Ayres FAHA
Director-General
21 August 2023



Mr James Malizani FCA
Chief Financial Officer
21 August 2023

National Library of Australia
Consolidated Statement of Comprehensive Income
for the year ended 30 June 2023

	Notes	2023 \$'000	2022 \$'000	Original Budget 2023 \$'000
NET COST OF SERVICES				
Expenses				
Employee benefits	1.1A	39,135	36,726	39,661
Suppliers	1.1B	27,186	19,469	25,614
Grants	1.1C	701	569	1,050
Depreciation and amortisation	2.2A	19,617	19,884	20,356
Impairment loss on financial instruments	1.1D	3	4	-
Write-down and impairment of other assets	1.1E	3,228	1,524	155
Finance costs	1.1F	18	18	23
Total expenses		89,888	78,194	86,859
LESS:				
Own-source income				
Own-source revenue				
Revenue from contracts with customers	1.2A	6,774	6,853	6,481
Deposit interest	5.2B	3,139	389	746
Royalties		82	85	35
Other revenue	1.2B	10,703	6,995	9,429
Total own-source revenue		20,698	14,322	16,691
Gains				
Gains from sale of assets		31	-	-
Other gains	1.2C	1,113	678	700
Reversal of write-downs and impairment	1.2D	18,573	19,820	-
Total gains		19,717	20,498	700
Total own-source income		40,415	34,820	17,391
Net (cost of)/contribution by services		(49,473)	(43,374)	(69,468)
Revenue from Government	1.2E	60,989	57,493	60,989
Surplus/(Deficit)		11,516	14,119	(8,479)
OTHER COMPREHENSIVE INCOME				
Items not subject to subsequent reclassification to net contribution by services				
Total comprehensive income/(loss)		11,516	14,119	(8,479)

The above statement should be read in conjunction with the accompanying notes.

National Library of Australia
Consolidated Statement of Financial Position
as at 30 June 2023

	Notes	2023 \$'000	2022 \$'000	Original Budget 2023 \$'000
ASSETS				
Financial assets				
Cash and cash equivalents	2.1A	16,547	8,399	9,417
Trade and other receivables	2.1B	2,364	977	977
Investments	2.1C	55,291	68,309	67,094
Accrued revenue	2.1D	1,395	3,348	3,348
Total financial assets		75,597	81,033	80,836
Non-financial assets¹				
Land	2.2A	17,000	17,000	17,000
Buildings	2.2A	248,527	239,634	241,181
Heritage and cultural	2.2A	1,135,322	1,121,123	1,117,956
Plant and equipment	2.2A	14,451	14,247	14,335
Computer software	2.2A	13,337	11,740	10,614
Collection intangibles	2.2A	76,669	74,806	79,123
Inventories	2.2B	600	530	530
Prepayments		1,726	1,742	1,742
Total non-financial assets		1,507,632	1,480,822	1,482,481
Total assets		1,583,229	1,561,855	1,563,317
LIABILITIES				
Payables				
Suppliers	2.3A	5,622	4,574	4,574
Other payables	2.3B	6,021	6,664	6,664
Total payables		11,643	11,238	11,238
Interest bearing liabilities				
Leases	2.4A	2,248	3,123	3,180
Total interest bearing liabilities		2,248	3,123	3,180
Provisions				
Employee provisions	4.1A	11,934	11,249	11,483
Other provisions	2.5A	57	64	64
Total provisions		11,991	11,313	11,547
Total liabilities		25,882	25,674	25,965
Net assets		1,557,347	1,536,181	1,537,352
EQUITY				
Contributed equity		156,452	146,802	156,452
Reserves		201,269	201,269	201,269
Retained earnings		1,199,626	1,188,110	1,179,631
Total equity		1,557,347	1,536,181	1,537,352

¹ Right-of-use assets are included in Buildings and Plant and Equipment.

The above statement should be read in conjunction with the accompanying notes.

National Library of Australia
Consolidated Statement of Changes in Equity
for the year ended 30 June 2023

	Notes	2023 \$'000	2022 \$'000	Original Budget 2023 \$'000
CONTRIBUTED EQUITY				
Opening balance				
Balance carried forward from previous period		146,802	137,236	146,802
Transactions with owners				
Contribution by owners				
Equity injection		9,650	9,566	9,650
Total transactions with owners		9,650	9,566	9,650
Closing balance as at 30 June		156,452	146,802	156,452
RETAINED EARNINGS				
Opening balance				
Balance carried forward from previous period		1,188,110	1,173,991	1,188,110
Adjusted opening balance		1,188,110	1,173,991	1,188,110
Comprehensive income				
Surplus/(deficit) for the period		11,516	14,119	(8,479)
Total comprehensive income		11,516	14,119	(8,479)
Closing balance as at 30 June		1,199,626	1,188,110	1,179,631
ASSET REVALUATION RESERVE				
Opening balance				
Balance carried forward from previous period		201,269	201,269	201,269
Total other comprehensive income		-	-	-
Closing balance as at 30 June		201,269	201,269	201,269
TOTAL EQUITY				
Opening balance				
Balance carried forward from previous period		1,536,181	1,512,496	1,536,181
Adjusted opening balance		1,536,181	1,512,496	1,536,181
Comprehensive income				
Surplus/(deficit) for the period		11,516	14,119	(8,479)
Total comprehensive income		11,516	14,119	(8,479)
Equity injection		9,650	9,566	9,650
Transactions with owners		9,650	9,566	9,650
Total closing balance as at 30 June		1,557,347	1,536,181	1,537,352

Accounting Policy

Equity Injections

Amounts appropriated which are designated as equity injections for a year are recognised directly in contributed equity in that year.

The above statement should be read in conjunction with the accompanying notes.

National Library of Australia
Consolidated Cash Flow Statement
for the year ended 30 June 2023

		2023	2022	Original Budget 2023
	Notes	\$'000	\$'000	\$'000
OPERATING ACTIVITIES				
Cash received				
Receipts from Government		60,989	57,493	62,839
Sales of goods and rendering of services		8,703	5,641	7,437
Interest		3,139	389	746
Net GST received		3,884	3,150	3,027
Other		9,759	8,556	7,614
Total cash received		<u>86,474</u>	<u>75,229</u>	<u>81,663</u>
Cash used				
Employees		38,074	37,382	39,427
Suppliers		31,556	22,530	29,052
Interest payments on lease liabilities		18	18	23
Grants paid		701	569	1,050
Total cash used		<u>70,349</u>	<u>60,499</u>	<u>69,552</u>
Net cash from operating activities		<u>16,125</u>	<u>14,730</u>	<u>12,111</u>
INVESTING ACTIVITIES				
Cash received				
Proceeds from sales of property, plant and equipment		31	-	-
Investments		194,989	194,187	171,215
Total cash received		<u>195,020</u>	<u>194,187</u>	<u>171,215</u>
Cash used				
Purchase of property, plant and equipment		21,296	18,862	14,452
Purchase of intangibles		8,390	5,574	6,502
Investments		181,971	193,296	170,000
Total cash used		<u>211,657</u>	<u>217,732</u>	<u>190,954</u>
Net cash used by investing activities		<u>(16,637)</u>	<u>(23,545)</u>	<u>(19,739)</u>
FINANCING ACTIVITIES				
Cash received				
Contributed equity		9,650	9,566	9,650
Total cash received		<u>9,650</u>	<u>9,566</u>	<u>9,650</u>
Cash used				
Principal payments of lease liabilities		990	957	1,004
Total cash used		<u>990</u>	<u>957</u>	<u>1,004</u>
Net cash from financing activities		<u>8,660</u>	<u>8,609</u>	<u>8,646</u>
Net increase/(decrease) in cash held		<u>8,148</u>	<u>(206)</u>	<u>1,018</u>
Cash and cash equivalents at the beginning of the reporting period		8,399	8,605	8,399
Cash and cash equivalents at the end of the reporting period	2.1A	<u>16,547</u>	<u>8,399</u>	<u>9,417</u>

The above statement should be read in conjunction with the accompanying notes.

National Library of Australia
Budget Variances Commentary
for the year ended 30 June 2023

Budget Variances Commentary

A variance is considered major when the variance between budget and actual is greater than 10% and greater than 2% of the relevant category (expenses, revenue, assets, liabilities, receipts or payments). An item below this threshold will be included if considered important for the reader's understanding.

Consolidated Statement of Comprehensive Income

Explanations of major variances	Affected line items
Increase in write-down and impairment of other assets of \$3.07m due primarily to impairment of intangible collection assets resulting from lower replacement costs.	Write-down and impairment of other assets
Increase in interest income from investments of \$2.39m due to significantly higher interest rates in 2022-23.	Deposit Interest
Increase in other revenue of \$1.27m is primarily due to insurance claims for roof damage.	Other revenue
The increase in reversal of write-downs and impairment of \$18.57m is primarily due to the revaluation increment of \$18.2m for heritage and cultural assets as at 30 June 2023 which was recorded as a reversal of a previous impairment in June 2021.	Reversal of write-downs and impairment
The increase in surplus of \$19.99m is primarily due to the revaluation increment of the collection of \$18.57m shown as a reversal of write-downs and impairment.	Total Comprehensive Income

Consolidated Statement of Financial Position

Explanations of major variances	Affected line items
The increase in cash and cash equivalents of \$7.13m is primarily due to the maturity of an investment of \$6.2m on 30 June 2023.	Cash and cash equivalents
The decrease in the investment balance of \$11.8m is primarily due to \$12m investments maturing in June 2023 which were held as cash and cash equivalents as they were not yet reinvested.	Investments
The increase in heritage and cultural assets of \$17.37m is primarily due to the revaluation increment of \$18.2m, recorded as a reversal of a previous impairment in June 2021.	Heritage and cultural assets
The decrease in lease liabilities of \$0.93m to budget is due to principal repayments in 2022-23. The NLA budgets for leases to increase over time in line with indexation, however actual lease liabilities decline with principal payments until new lease agreements are entered into.	Leases

Consolidated Cash Flow Statement

Explanations of major variances	Affected line items
The increase in total cash received from operating activities of \$4.81m is primarily due to interest income from investments due to higher interest rates and insurance claims for roof damage in 2022-23.	Total cash received
The increase in investments received and used by the NLA was due to an increase in shorter term investments made during 2022-23, resulting in higher cash inflows and outflows for investments.	Cash received – investments Cash used - investments
The increase in the cash used to purchase property, plant and equipment of \$9.30m is primarily due to major building remediation works on the National Library building.	Cash used – purchase of property, plant and equipment

National Library of Australia

Notes to and forming part of the financial statements

for the year ended 30 June 2023

Overview

Objectives of the National Library of Australia

The National Library of Australia (NLA) is an Australian Government controlled not-for-profit entity. The NLA's role is to collect documentary resources, particularly relating to Australia and the Australian people, so that the Australian community - now and in the future - can discover, learn and create new knowledge.

The NLA has a single outcome: Enhanced learning, knowledge creation, enjoyment and understanding of Australian life and society by providing access to a national collection of library material. The continued existence of the NLA in its present form and with its present programs is dependent on Government policy and on continuing funding by parliament for the NLA's administration and programs.

Basis of Preparation

The financial statements are required by section 42 of the *Public Governance, Performance and Accountability Act 2013*.

The financial statements have been prepared in accordance with:

- Public Governance, Performance and Accountability (Financial Reporting) Rule 2015 (FRR)*; and
- Australian Accounting Standards and Interpretations – including simplified disclosures for Tier 2 Entities under AASB 1060 issued by the Australian Accounting Standards Board (AASB) that apply for the reporting period.

The consolidated financial statements have been prepared on an accrual basis and in accordance with the historical cost convention, except for certain assets and liabilities at fair value. Except where stated, no allowance is made for the effect of changing prices on the results or the financial position. The financial statements are prepared in Australian dollars and rounded to the nearest thousand dollars.

Based on continued appropriation from Government as the primary funding source of the NLA, management expects to continue operations as a going concern for the foreseeable future.

Principles of Consolidation

The consolidated financial statements are those of the economic entity, comprising the NLA (parent entity) and the NLA's Trust Accounts. The NLA's Trust Accounts comprise funds originally received by way of gifts, bequests and assignments. Eight of the nine Trust accounts have no beneficiaries with equitable interests. The NLA derives benefit in the use of these Trust assets consistent with the purposes of the individual trusts and objectives of the NLA and enables the NLA to meet its objectives of providing services within its functions prescribed by the *National Library Act 1960*. Details of the Trust Accounts can be found at Note 6.2. The accounts of the NLA's Trust Accounts are prepared using the accounting policies consistent with those of the NLA. The effects of transactions and balances between entities are eliminated in full.

The NLA holds one Trust account which is not included within the financial statements of the NLA as this Trust has a beneficiary and is not deemed to be controlled by the NLA. Details of this Trust account can be found at Note 6.3.

Accounting Estimates and Judgements

In the preparation of the financial statements, management adopts a number of estimates and judgements relating to the treatment of transactions and balances under the Accounting Standards. Individually material estimates and judgements are outlined in the notes to which they relate:

Accounting estimate/judgement	Note
Valuation of non-financial assets	2.2

National Library of Australia
Notes to and forming part of the financial statements
for the year ended 30 June 2023

New Australian Accounting Standards

No new, revised or amended standards and/or interpretations that were issued prior to the sign-off date and are applicable to the current reporting period had a material effect and are not expected to have a future material effect on the NLA's financial statements.

Standard/ Interpretation	Nature of change in accounting policy, transitional provisions, and adjustment to financial statements
AASB 2021-2 Amendments to Australian Accounting Standards – Disclosure of Accounting Policies and Definition of Accounting Estimates (AASB 2021-2) and	AASB 2021-2 amends AASB 7, AASB 101, AASB 108, AASB 134 and AASB Practice Statement 2. The amending standard requires the disclosure of material, rather than significant, accounting policies, and clarifies what is considered a change in accounting policy compared to a change in accounting estimate.
AASB 2021-6 Amendments to Australian Accounting Standards - Disclosure of Accounting Policies: Tier 2 and Other Australian Accounting Standards (AASB 2021-6)	AASB 2021-6 amends the Tier 2 reporting requirements set out in AASB 1049, AASB 1054 and AASB 1060 to reflect the changes made by AASB 2021-2. The details of the changes in accounting policies and adjustments are disclosed below and in the relevant notes to the financial statements. This amending standard is not expected to have a material impact on the NLA's financial statements for the current reporting period or future reporting periods.

Taxation

The NLA is exempt from all forms of taxation except Fringe Benefits Tax (FBT) and the Goods and Services Tax (GST).

Events After the Reporting Period

There are no events after the reporting date that will materially affect the financial statements.

National Library of Australia
Notes to and forming part of the financial statements
for the year ended 30 June 2023

1 Financial Performance

This section analyses the financial performance of the NLA for the year ended 30 June 2023.

Note 1.1: Expenses

	2023	2022
	\$'000	\$'000
Note 1.1A: Employee benefits		
Wages and salaries	28,673	28,440
Superannuation:		
Defined contribution plans	3,091	2,743
Defined benefit plans	2,846	2,915
Leave and other entitlements	4,496	2,595
Other employee benefits	29	33
Total employee benefits	<u>39,135</u>	<u>36,726</u>

Accounting Policy

Accounting policy for employee related expenses is contained in the People and Relationships section.

Note 1.1B: Suppliers

Goods and services supplied or rendered

Access to external databases and records	357	392
Building services	6,171	5,126
Collection preservation	223	66
Communications	188	167
Computer services and supplies ¹	4,395	3,349
Contractors and consultants ^{1,2}	10,487	5,362
Cost of goods sold	793	753
Freight and postage	265	283
Insurance	692	635
Magazine and newspaper subscriptions (Collection)	796	972
Non asset furniture and equipment	129	209
Non asset software	5	9
Audit fees ¹	76	76
Other ¹	852	574
Promotion of library services	389	400
Promotional publications	24	22
Stationery, printing and office machine consumables and repairs	439	273
Training	297	222
Travel and subsistence	329	90
Total goods and services supplied or rendered	<u>26,907</u>	<u>18,980</u>

Other suppliers

Workers compensation expenses	235	464
Low value leases	44	25
Total other suppliers	<u>279</u>	<u>489</u>
Total suppliers	<u>27,186</u>	<u>19,469</u>

¹ Other expenditure was reallocated to computer services and supplies (2022: \$0.96m reallocated), and contractors and consultants were reallocated to audit fees (2022: \$0.08m reallocated) to provide a more accurate breakdown of supplier expenditure.

² The increase in contractors and consultants was due to additional work required on cyber security, the upgrade of heating, ventilation and air-conditioning (HVAC), a new library management system and other digital and Trove related projects.

The NLA has no short-term lease commitments as at 30 June 2023 (2022: nil).

National Library of Australia
Notes to and forming part of the financial statements
for the year ended 30 June 2023

	2023	2022
	\$'000	\$'000
Note 1.1C: Grants		
Private sector:		
Non-profit organisations	271	298
Individuals	288	194
Public sector:		
State and Territory Governments	51	-
Local Governments	91	77
Total grants	<u>701</u>	<u>569</u>

Accounting Policy

Grants

Grants are provided to non-profit organisations, including local, state and territory governments, that support Australian community organisations to preserve significant documentary heritage collections. Grants to individuals are provided to scholars and writers to work on materials held in the National Collection.

Grant liabilities are recognised to the extent that (i) the services required to be performed by the grantee have been performed; or (ii) the grant eligibility criteria have been satisfied, but payments due have not been made. When the Government enters into an agreement to make these grants and services, but services have not been performed or criteria satisfied, this is considered a commitment.

Note 1.1D: Impairment loss on financial instruments

Impairment on trade and other receivables	3	4
Total impairment of financial instruments	<u>3</u>	<u>4</u>

Note 1.1E: Write-down and impairment of other assets

Impairment of inventory	114	100
Impairment of property, plant and equipment	260	205
Impairment of intangible assets	-	242
Impairment of intangible collection assets ¹	2,854	977
Total write-down and impairment of other assets	<u>3,228</u>	<u>1,524</u>

¹\$2.854m relates to impairment of digitised newspapers in 2022-23. Refer to Note 2.2A for further details.

Note 1.1F: Finance costs

Interest on lease liabilities	18	18
Total finance costs	<u>18</u>	<u>18</u>

National Library of Australia
Notes to and forming part of the financial statements
for the year ended 30 June 2023

Note 1.2: Own-Source Revenue and Gains

	2023	2022
	\$'000	\$'000
Note 1.2A: Revenue from contracts with customers		
Sale of goods	1,409	1,303
Rendering of services	<u>5,365</u>	<u>5,550</u>
Total revenue from contracts with customers	<u>6,774</u>	<u>6,853</u>
Disaggregation of revenue from contracts with customers		
Major product / service line:		
Publications and Bookshop sales	1,409	1,303
Trove Collaborative Services contracts	3,777	3,804
Other service revenues	1,214	852
Digitisation services	<u>374</u>	<u>894</u>
	<u>6,774</u>	<u>6,853</u>

Accounting Policy

Revenue from the sale of goods is recognised when control has been transferred to the buyer, usually at point of sale for books and publications.

Revenue from provision of services is recognised once performance obligations under contracts are met under agreements and contracts with customers. The completion of performance obligations does not involve significant judgement.

The transaction price is the total amount of consideration to which the NLA expects to be entitled in exchange for transferring promised goods or services to a customer. The consideration promised in a contract with a customer may include fixed amounts, variable amounts, or both.

Receivables for goods and services, which have 30 day terms, are recognised at the nominal amounts due less any impairment allowance account. Collectability of debts is reviewed monthly and at the end of the reporting period. Allowances are made when collectability of the debt is no longer probable.

National Library of Australia
Notes to and forming part of the financial statements
for the year ended 30 June 2023

	2023	2022
	\$'000	\$'000
Note 1.2B: Other revenue		
Grants and other non-reciprocal payments by other entities	3,066	1,161
Donations	1,760	1,719
Other revenue ¹	<u>5,877</u>	<u>4,115</u>
Total other revenue	<u>10,703</u>	<u>6,995</u>

¹ Other revenue relates to insurance claims for roof damage to the NLA building.

Note 1.2C: Other gains		
Resources received free of charge ¹	<u>1,113</u>	<u>678</u>
Total other gains	<u>1,113</u>	<u>678</u>

¹This mainly relates to tangible and intangible Australian publications collected through legal deposits which are received free of charge.

Accounting Policy

Resources received free of charge

Resources received free of charge are recorded as either revenue or gains depending on their nature.

Contributions of collection assets at no cost of acquisition or for nominal consideration received in the course of the ordinary activities of the NLA as legal deposit are recognised as gains at their fair value when the asset qualifies for recognition, unless received from another Government agency or authority in a restructuring of administrative arrangements.

Sale of assets

Gains from disposal of assets are recognised when control of the asset has passed to the buyer.

Note 1.2D: Reversal of write-downs and impairment		
Revaluation increments ¹	<u>18,573</u>	<u>19,820</u>
Total reversals of previous asset write-downs and impairments	<u>18,573</u>	<u>19,820</u>

¹ This relates primarily to the revaluation increment of heritage and cultural assets as at 30 June 2023. This increment partially reverses a valuation decrement of \$165.87m in 2020-21 and has been recognised in the Statement of Comprehensive Income accordingly. Refer to Note 2.2 and Note 5.3 Fair Value Measurement.

National Library of Australia
Notes to and forming part of the financial statements
for the year ended 30 June 2023

	2023	2022
	\$'000	\$'000
Note 1.2E: Revenue from Government		
Department of Infrastructure, Transport, Regional Development, Communications and the Arts		
Corporate Commonwealth entity payment items	<u>60,989</u>	<u>57,493</u>
Total revenue from government	<u>60,989</u>	<u>57,493</u>

Accounting Policy: Revenue

Revenue from Government

Funding received or receivable from the Department of Infrastructure, Transport, Regional Development, Communications and the Arts (appropriated to the Department as a Corporate Commonwealth Entity payment item for the payment to the NLA) is recognised as Revenue from Government, unless the funding is in the nature of an equity injection. Grants received from Government entities are included in Note 1.2B, Other revenue.

National Library of Australia
Notes to and forming part of the financial statements
for the year ended 30 June 2023

2 Financial Position

This section analyses the NLA's assets used to conduct its operations and the operating liabilities incurred as a result. Employee related information is disclosed in the People and Relationships section.

Note 2.1: Financial Assets

	2023	2022
	\$'000	\$'000
Note 2.1A: Cash and cash equivalents		
Cash on hand or on deposit (NLA funds)	15,019	6,851
Cash on hand or on deposit (Trust funds)	1,528	1,548
Total cash and cash equivalents	<u>16,547</u>	<u>8,399</u>

Accounting Policy:

Cash

Cash is recognised at its nominal amount. Cash and cash equivalents includes:

- a) cash on hand; and
- b) deposits in bank accounts with an original maturity of less than three months that are readily convertible to known amounts of cash and subject to insignificant risk of changes in value.

Note 2.1B: Trade and other receivables

Goods and services receivables

Goods and services	364	170
Total goods and services receivables	<u>364</u>	<u>170</u>

Other receivables:

GST receivable from Australian Taxation Office	1,141	652
Interest	862	155
Total other receivables	<u>2,003</u>	<u>807</u>
Total trade and other receivables (gross)	<u>2,367</u>	<u>977</u>

Less expected credit loss allowance	(3)	-
Total trade and other receivables (net)	<u>2,364</u>	<u>977</u>

Credit terms for goods and services were within 30 days (2022: 30 days).

Accounting Policy:

Financial assets

Trade receivables and other receivables that are held for the purpose of collecting the contractual cash flows where the cash flows are solely payments of principal and interest, and that are not provided at below-market interest rates, are subsequently measured at amortised cost using the effective interest method adjusted for any loss allowance.

National Library of Australia
Notes to and forming part of the financial statements
for the year ended 30 June 2023

	2023	2022
	\$'000	\$'000
Note 2.1C: Investments		
Fixed term deposit (NLA funds)	47,452	60,448
Fixed term deposit (Trust funds)	<u>7,839</u>	<u>7,861</u>
Total investments	<u>55,291</u>	<u>68,309</u>

Accounting Policy:

Investments

Investments are recognised at their nominal amounts. Investments include term deposits at bank with an original maturity of three months or greater. The NLA considers term deposits of three months to be primarily for investment purposes.

Note 2.1D: Accrued revenue

Accrued revenue	<u>1,395</u>	<u>3,348</u>
Total accrued revenue	<u>1,395</u>	<u>3,348</u>

Accrued revenue consists primarily of Comcover insurance claims for NLA building roof repairs of \$1.31m (2022: \$3.24m). These claims represent amounts that the NLA expended on roof repairs but have not yet been reimbursed by Comcover.

National Library of Australia
Notes to and forming part of the financial statements
for the year ended 30 June 2023

Note 2.2: Non-Financial Assets

Note 2.2A: Reconciliation of the opening and closing balances of property, plant and equipment and intangibles for 2023

	Land \$'000	Buildings \$'000	Heritage & cultural \$'000	Plant & Equipment \$'000	Computer Software ³ \$'000	Collection intangibles \$'000	Total \$'000
As at 1 July 2022							
Gross book value	17,000	246,627	1,121,130	19,830	33,617	75,783	1,513,987
Accumulated depreciation, amortisation and impairment	-	(6,993)	(7)	(5,583)	(21,877)	(977)	(35,437)
Total as at 1 July 2022	17,000	239,634	1,121,123	14,247	11,740	74,806	1,478,550
Additions							
Purchase or internally developed	-	14,744	3,496	3,056	4,218	4,172	29,686
Right-of-use assets	-	115	-	-	-	-	115
Donation / gift / at no cost	-	-	962	-	-	151	1,113
Impairments recognised in net cost of services ¹	-	-	-	(260)	-	(2,854)	(3,114)
Reversal of impairments recognised in net cost of services	-	-	18,179	-	-	394	18,573
Depreciation on right-of-use assets	-	(985)	-	(6)	-	-	(991)
Depreciation and amortisation	-	(4,981)	(8,438)	(2,611)	(2,621)	-	(18,651)
Capitalised depreciations and amortisation ²	-	-	-	25	-	-	25
Total as at 30 June 2023	17,000	248,527	1,135,322	14,451	13,337	76,669	1,505,306
Total as at 30 June 2023 represented by:							
Gross book value	17,000	261,487	1,135,454	21,572	37,824	80,106	1,553,443
Accumulated depreciation, amortisation and impairment	-	(12,960)	(132)	(7,121)	(24,487)	(3,437)	(49,137)
Total as at 30 June 2023	17,000	248,527	1,135,322	14,451	13,337	76,669	1,505,306
Carrying amount of right-of-use assets	-	2,207	-	4	-	-	2,211

National Library of Australia
Notes to and forming part of the financial statements
for the year ended 30 June 2023

Notes:

¹ Intangible assets were assessed for impairment at 30 June 2023 and no impairment was recorded for computer software. In respect of intangible collection assets an impairment of \$2.85m was recognised due to a decline in replacement costs. Tangible assets were assessed for impairment at 30 June 2023 and no buildings were impaired. \$0.26m of plant and equipment were impaired. No other indicators of impairment were found for land, buildings, heritage and cultural asset and property, plant and equipment.

² Capitalised depreciation and amortisation: Where the use of a non-current asset contributes towards the development of a new non-current asset, the associated depreciation or amortisation expense is capitalised and forms part of the carrying amount of the new asset.

³ The carrying amount of computer software totalling \$13.34m (2022: \$11.74m) includes purchased software \$0.26m and internally generated software \$13.08m.

The buildings (\$248.53m) and land (\$17.00m) include special purpose building, storage warehouse and Right of Use (ROU) assets, which may not be disposed of without prior Ministerial approval. No land and buildings or intangible assets are expected to be sold or disposed of within the next 12 months. However immaterial amounts of plant and equipment or heritage and cultural assets are expected to be disposed of as they reach their planned disposal date during the next 12 months.

Revaluations of non-financial assets

All revaluations were conducted in accordance with the revaluation policy. The effective date for all revaluations was 30 June 2023 and all were undertaken by independent valuers (Refer to Note 5.3 for further details).

There was no revaluation impact for land and building in 2022-23 (2022: nil); and a revaluation increment of \$18.18m for heritage and cultural assets (2022: increment of \$19.82m). In 2021 there was a revaluation decrement of \$165.87m for heritage and cultural assets which was recognised in the expense section of the Statement of Comprehensive Income. In 2023 there was a revaluation increment of \$18.18m for heritage and cultural assets which was recognised as a partial reversal of the 2021 impairment. Leasehold improvements are held at fair value.

National Library of Australia
Notes to and forming part of the financial statements
for the year ended 30 June 2023

Contractual commitments for the acquisition of property, plant and intangible assets

	Less than 1 year		Between 1 and 5 years		More than 5 years		Total	
	2023	2022	2023	2022	2023	2022	2023	2022
	\$'000	\$'000	\$'000	\$'000	\$'000	\$'000	\$'000	\$'000
Capital commitments								
Buildings	5,570	8,546	296	3,690	-	-	5,866	12,236
Heritage and cultural	-	-	-	-	-	-	-	-
Plant and equipment	2,726	6	152	-	-	-	2,878	6
Collection intangibles	506	144	12	-	-	-	518	144
Computer software	667	437	2,048	-	-	-	2,715	437
Total capital commitments	9,469	9,133	2,508	3,690	-	-	11,977	12,823

National Library of Australia
Notes to and forming part of the financial statements
for the year ended 30 June 2023

Accounting Policy

Tangible Assets

Assets are recorded at cost on acquisition except as stated below. The cost of acquisition includes the fair value of assets transferred in exchange and liabilities undertaken. Financial assets are initially measured at their fair value plus transaction costs where appropriate.

Assets acquired at no cost, or for nominal consideration, are initially recognised as assets and income at their fair value at the date of acquisition, unless acquired in a restructuring of administrative arrangements.

Asset Recognition Threshold

Purchases of property, plant and equipment are recognised initially at cost in the Statement of Financial Position, except for purchases costing less than \$5,000 (GST exclusive), which are expensed in the year of acquisition (other than where they form part of a group of similar items which are significant in total). Purchases of library materials other than serials are capitalised regardless of amount as part of the National Collection, which is a heritage and cultural asset.

Lease Right of Use (ROU) Assets

Leased ROU assets are capitalised at the commencement date of the lease and comprise the initial lease liability amount, initial direct costs incurred when entering into the lease less any lease incentives received. These assets are accounted for by the NLA as separate asset classes to corresponding assets owned outright, but included in the same column as where the corresponding underlying assets would be presented if they were owned.

An impairment review is undertaken for any right of use lease asset that shows indicators of impairment and an impairment loss is recognised against any right of use lease asset that is impaired. Leased ROU assets continue to be measured at cost less accumulated depreciation and accumulated impairment losses after initial recognition.

Revaluations

Following initial recognition at cost, property and the National Collection are carried at fair value less subsequent accumulated depreciation and accumulated impairment losses. It is the NLA's policy to seek desktop valuation advice annually and full revaluation every five years to confirm all valuations remain current.

Revaluation adjustments are made on a class basis. Any revaluation increment is credited to equity under the heading of asset revaluation reserve except to the extent that it reverses a previous revaluation decrement of the same asset class that was previously recognised in the surplus/deficit. Revaluation decrements for a class of assets are recognised in the surplus/deficit except to the extent that they reverse a previous revaluation increment for that class. Any accumulated depreciation as at the revaluation date is eliminated against the gross carrying amount of the asset and the asset restated to the revalued amount.

Refer to Note 5.3 Fair Value Measurement for further details.

Depreciation

Depreciable property, plant and equipment are written-off in the Statement of Comprehensive income to their estimated residual values over their estimated useful lives to the NLA, using the straight-line method of depreciation. Leasehold improvements are amortised on a straight-line basis over the lesser of the estimated useful life of the improvements or the unexpired period of the lease.

Depreciation/amortisation rates (useful lives), residual values and methods are reviewed at each reporting date and necessary adjustments are recognised as appropriate.

Depreciation and amortisation rates applying to each class of depreciable asset are based on the following useful lives:

	2023	2022
Building and building improvements	10 to 200 years	10 to 200 years
Leasehold improvements	Lease term	Lease Term
Plant and equipment	1 to 43 years	1 to 43 years
Non-heritage and cultural artwork	75 years	75 years
National Collection - tangible	50 to 870 years	50 to 870 years

The depreciation rates for ROU assets are based on the commencement date to the earlier of the end of the useful life of the ROU asset or the end of the lease term.

National Library of Australia
Notes to and forming part of the financial statements
for the year ended 30 June 2023

Accounting Policy (continued)

Impairment

All assets were assessed for impairment at 30 June 2023. Where indications of impairment exist, the asset's recoverable amount is estimated and an impairment adjustment is made if the asset's recoverable amount is less than its carrying amount.

The recoverable amount of an asset is the higher of its fair value less costs of disposal and its value in use. Value in use is the present value of the future cash flows expected to be derived from the asset. Where the future economic benefit of an asset is not primarily dependent on the asset's ability to generate future cash flows, and the asset would be replaced if the NLA were deprived of the asset, its value in use is taken to be its depreciated replacement cost.

Derecognition

An item of property, plant and equipment is derecognised upon disposal or when no further economic benefits are expected from its use or disposal.

Heritage and cultural assets

The NLA's collection assets consist of a comprehensive range of materials relating to the history and culture of Australia and of selected overseas publications. The collections have been developed over the years since 1901 when the NLA was established as the Commonwealth Parliamentary Library. The *National Library Act 1960* provides the NLA with a mandate to build a national collection of library material, including a comprehensive collection of library material relating to Australia and the Australian people. Australian materials collected include print publications in the form of books, maps, sheet music, and ephemeral materials like posters and leaflets; and unpublished materials such as manuscripts, pictures and oral history and folklore recordings. The overseas collection of publications provides a strong base to support research especially in the fields of South East and East Asia studies and the social sciences and the humanities. The Australian and overseas print collections are augmented by extensive microform holdings and digital resources.

The NLA's curatorial policy can be accessed from <https://www.nla.gov.au/about-us/corporate-documents/policy-and-planning/collection-development-policy> and the preservation policies may be accessed from <https://www.nla.gov.au/about-us/corporate-documents/policy-and-planning/preservation-policy>

Intangibles

The NLA's intangibles comprise purchased software and internally developed software for internal use and collection intangibles, which are heritage and cultural assets forming part of the National Collection in the form of digitised collections, archived web pages, oral history collections, electronic legal deposit material and digital photographs. The threshold for the recognition of purchased software assets is \$10,000 (GST exclusive) and for internally generated software the threshold is \$50,000 (GST exclusive). The purchase of intangible library material regardless of the amount is capitalised as part of the National Collection, which is a cultural and heritage asset. This intangible library material is not amortised as the useful life has been determined to be indefinite and useful life is subject to an annual review.

Software assets are carried at cost less accumulated amortisation and accumulated impairment loss. As at 30 June 2023, intangible heritage and cultural assets are held at cost.

Software is amortised on a straight-line basis over its anticipated useful life. The useful lives of the NLA's software are 2 to 15 years (2022: 2 to 15 years). The intangible NLA collections are not amortised as their useful lives have been determined as indefinite. The useful lives of these collections are reviewed annually to determine whether events and circumstances continue to support an indefinite useful life assessment for that collection.

All intangible assets were assessed for indications of impairment as at 30 June 2023.

National Library of Australia
Notes to and forming part of the financial statements
for the year ended 30 June 2023

Accounting Judgements and Estimates

Fair value of the National Collection

The NLA obtains independent valuation advice annually of the National Collection and every five years the independent valuers undertake a full revaluation (undertaken in 2020-21). At the end of each reporting period the NLA updates the assessment of fair value for the National Collection based on the advice of the most recent independent valuation.

Due to the quantities and diversity of the National Collection, the fair value measurement has been determined using a stratified multistage sampling approach. Multistage sampling involves subdividing larger populations into smaller, concentrated representative clusters or strata for valuation purposes. The process involves notionally stratifying the low value items into several sub-groups, with a separate sample taken from each sub-group. The aim of the stratification is to appropriately group items similar in nature and value. Stratification is necessary because of the variability of the collections as each collection has its own characteristics and requires its own sampling plan.

The valuation method adopted for the National Collection is the market approach, this approach provides an indication of value by comparing the subject asset with similar assets for which price information is available. Under this approach the first step is to consider the prices for transactions of similar assets that have occurred recently in the market. If few recent transactions have occurred, it may also be appropriate to consider the prices of identical or similar assets that are listed or offered for sale provided the relevance of this information is clearly established and critically analysed. Market based evidence was sought from a range of sources including dealers in antiquarian material, book sellers, specialist dealers and relevant sales databases.

The valuation of the National Collection is subject to a high level of estimation uncertainty. This uncertainty arises from a number of factors including: many of the collection items are unique and there are few comparable transactions; there is a limited market for most of the items in the collection; the NLA does not sell assets and therefore has no history of testing the market price; and the National Collection comprises many items and the valuation process therefore depends on sampling, as explained above, and this gives rise to the risks inherent in sampling.

These uncertainties mean that the valuation is an estimation process and that there may be significant variation year on year in the overall valuation. To address the high level of estimation uncertainty the NLA engages professional qualified independent valuers to undertake desktop valuations annually and full valuations at least every five years so that their carrying amount does not differ materially from the fair value at each reporting date.

National Library of Australia
Notes to and forming part of the financial statements
for the year ended 30 June 2023

	2023	2022
	\$'000	\$'000
Note 2.2B: Inventories		
Inventories held for sale		
Work in progress	90	83
Finished goods	<u>473</u>	<u>408</u>
Total inventories held for sale	<u>563</u>	<u>491</u>
Inventories held for distribution		
Finished goods	<u>37</u>	<u>39</u>
Total inventories held for distribution	<u>37</u>	<u>39</u>
Total inventories	<u>600</u>	<u>530</u>

Accounting Policy

Inventories

Inventories held for sale are valued at the lower of cost and net realisable value. Inventories held for distribution are valued at cost, adjusted for any loss of service potential.

Costs incurred in bringing each item of inventory to its present location and condition are assigned as follows:

- a) raw materials and stores – purchase cost on a first-in-first-out basis; and
- b) finished goods and work-in-progress – cost of direct materials and labour plus attributable costs that can be allocated on a reasonable basis.

Inventories acquired at no cost or nominal consideration are initially measured at current replacement cost as at the date of acquisition.

National Library of Australia
Notes to and forming part of the financial statements
for the year ended 30 June 2023

Note 2.3: Payables

	2023	2022
	\$'000	\$'000
Note 2.3A: Suppliers		
Trade creditors and accruals	5,622	4,574
Total suppliers	<u>5,622</u>	<u>4,574</u>

All supplier payables are current and settlement is usually made net 30 days (2022: 30 days).

Note 2.3B: Other payables		
Salaries and wages	1,165	821
Superannuation	169	130
Unearned income ¹	4,687	5,713
Total other payables	<u>6,021</u>	<u>6,664</u>

¹This includes deferred revenue of \$2.61m of grant funding received over 2020-21 to 2022-23 from the portfolio department to support the NLA's short-term storage solution, window replacement and fire control system capital projects in 2022-23. Refer to Note 1.2 for accounting policy on revenue recognition.

Accounting Policy

Supplier and other payables

Supplier and other payables are recognised at amortised cost. Liabilities are recognised to the extent that goods or services have been received and irrespective of having been invoiced. Supplier and other payables are derecognised on payment.

Unearned revenue

NLA recognises revenue to depict the transfer of promised goods or services to customers in an amount that reflects the consideration to which the NLA expects to be entitled in exchange for those goods or services. Any other receipts are recognised as unearned revenue.

National Library of Australia
Notes to and forming part of the financial statements
for the year ended 30 June 2023

Note 2.4: Interest Bearing Liabilities

	2023	2022
	\$'000	\$'000
Note 2.4A: Leases		
Lease liabilities	2,248	3,123
Total leases	2,248	3,123
Maturity analysis - contractual undiscounted cash flows		
Within 1 year	1,016	966
Between 1 - 5 years	1,275	2,156
More than 5 years	-	43
Total leases	2,291	3,165

Total cash outflow for leases for the year ended 30 June 2023 was \$1,008,293 (2022: \$975,159).
The NLA in its capacity as lessee has leases related to offices, storage facilities and a motor vehicle.

Accounting Policy

For all new contracts, the NLA considers whether the contract is, or contains a lease. A lease is defined as 'a contract, or part of a contract, that conveys the right to use an asset (the underlying asset) for a period of time in exchange for consideration'.

Once it has been determined that a contract is, or contains a lease, the lease liability is initially measured at the present value of the lease payments unpaid at the commencement date, discounted using the interest rate implicit in the lease, if that rate is readily determinable, or the NLA's incremental borrowing rate.

Subsequent to initial measurement, the liability will be reduced for payments made and increased for interest. It is remeasured to reflect any reassessment or modification to the lease. When the lease liability is remeasured, the corresponding adjustment is reflected in the right-of-use asset or profit and loss depending on the nature of the reassessment or modification.

National Library of Australia
Notes to and forming part of the financial statements
for the year ended 30 June 2023

Note 2.5: Other Provisions

	2023 \$'000	2022 \$'000
Note 2.5A: Other provisions		
Provision for sales returns	57	64
Total other provisions	<u>57</u>	<u>64</u>
	Provision for sales returns \$'000	Total \$'000
As at 1 July 2022	64	64
Amounts reversed	(7)	(7)
Total as at 30 June 2023	<u>57</u>	<u>57</u>

National Library of Australia
Notes to and forming part of the financial statements
for the year ended 30 June 2023

3 Funding

This section analyses the NLA's funding structure.

Note 3.1: Net Cash Appropriation Arrangements

	2023	2022
	\$'000	\$'000
Note 3.1: Net Cash Appropriation Arrangements		
Total comprehensive income/(loss) - as per the Statement of Comprehensive Income	11,516	14,119
Plus: depreciation / amortisation expenses previously funded through revenue appropriations (departmental capital budget funding and/or equity injections)¹	8,438	8,488
Plus: depreciation of right-of-use assets²	991	965
Less: lease principal repayments²	(990)	(957)
Net Cash Operating Surplus / (Deficit)	19,955	22,615

1. From 2010-11, the Government introduced net cash appropriation arrangements and in respect of the NLA as a collection institution, revenue appropriations for depreciation expenses for the National Collections ceased. The NLA instead received a separate Collection Development Acquisition Budget provided through an equity appropriation to fund additions to the National Collection.

2. The inclusion of depreciation/amortisation expenses related to ROU assets and the lease liability principal repayment amount reflects the impact of AASB 16 Leases, which does not directly reflect a change in appropriation arrangements.

National Library of Australia
Notes to and forming part of the financial statements
for the year ended 30 June 2023

4 People and Relationships

This section describes a range of employment and post-employment benefits provided to our people; our relationship with other key people; and supplementary information for the parent entity.

Note 4.1: Employee Provisions

	2023	2022
	\$'000	\$'000
Note 4.1A: Employee provisions		
Leave	<u>11,934</u>	<u>11,249</u>
Total employee provisions	<u>11,934</u>	<u>11,249</u>

Accounting Policy

Liabilities for short-term employee benefits and termination benefits expected within twelve months of the end of reporting period are measured at their nominal amounts.

Other long-term employee benefits are measured as net total of the present value of the defined benefit obligation at the end of the reporting period minus the fair value at the end of the reporting period of plan assets (if any) out of which the obligations are to be settled directly.

Leave

The liability for employee benefits includes provision for annual leave and long service leave. The leave liabilities are calculated on the basis of employees' remuneration at the estimated salary rates that will be applied at the time the leave is taken, including the NLA's employer superannuation contribution rates to the extent that the leave is likely to be taken during service rather than paid out on termination.

The NLA relies on a methodology developed by the Australian Government Actuary to estimate the present value of a provision for annual and long service leave. The methodology for estimating the present value of the long service leave uses probability factors for NLA employees reaching unconditional entitlement and a discount factor which provides for both interest effects and salary increases, both in terms of promotional salary advancement and salary inflation. NLA management has reviewed the assessment at 30 June 2023 and consider the value is reliable. The estimate of the present value of the liability takes into account attrition rates and pay increases through promotion and inflation.

Separation and Redundancy

Provision is made for separation and redundancy benefit payments. The NLA recognises a provision for termination when it has developed a detailed formal plan for the terminations and has informed those employees affected that it will carry out the terminations.

Superannuation

Employees of the NLA are members of the Commonwealth Superannuation Scheme (CSS), the Public Sector Superannuation Scheme (PSS), the PSS accumulation plan (PSSap) or other superannuation funds held outside the Australian Government. The CSS and PSS are defined benefit schemes for the Australian Government. The liability for the defined benefit schemes is recognised in the financial statements of the Australian Government and will be settled by the Australian Government in due course. This liability is reported by the Department of Finance's administered schedules and notes.

The NLA makes employer contributions to the employee's defined benefit superannuation scheme at rates determined by an actuary to be sufficient to meet the current cost to the Australian Government. Employer contributions to superannuation funds nominated by the employee are made at the same rate as those of the PSSap. The NLA accounts for the contributions as if they were contributions to defined contribution plans. The liability for superannuation recognised as at 30 June represents outstanding contributions.

National Library of Australia
Notes to and forming part of the financial statements
for the year ended 30 June 2023

Note 4.2: Key Management Personnel Remuneration

Key management personnel are those persons having authority and responsibility for planning, directing and controlling the activities of the NLA, directly or indirectly. The NLA has determined the key management personnel to be the Minister for the Arts, the Director-General, members of the Council of the National Library and the NLA's Executive consisting of NLA employees at the senior executive level. Key management personnel remuneration is reported in the table below.

	2023	2022
	\$'000	\$'000
Short-term employee benefits	1,925	1,890
Post-employment benefits	308	277
Other long-term employee benefits	44	119
Total key management personnel remuneration expenses	2,277	2,286

The number of key management personnel included in the above table is 15 (2022: 17, including two part-year officers and one officer acting to cover leave).

The above key management personnel remuneration excludes the remuneration and other benefits of the Portfolio Minister. The Portfolio Minister's remuneration and other benefits are set by the Remuneration Tribunal and are not paid by the NLA.

Note 4.3: Related Party Disclosures

Related party relationships

The NLA is an Australian Government controlled entity. Related parties to the NLA include the Minister for the Arts, the Director-General, members of the Council of the National Library, the NLA's Executive consisting of NLA employees at the senior executive level.

Transactions with related parties

Given the breadth of Government activities, related parties may transact with the government sector in the same capacity as ordinary citizens. Such transactions may include the use of library services and these transactions have not been separately disclosed in this note.

Giving consideration to relationships with related entities and transactions entered into during the reporting period by the NLA, it has been determined that there are no related party transactions to be disclosed.

Controlled Entities - Library Trust Accounts

The NLA provides administrative support services to the NLA's trust accounts during the year free of charge. The activities funded by the trust accounts support the functions of the NLA.

National Library of Australia
Notes to and forming part of the financial statements
for the year ended 30 June 2023

Note 4.4: Supplementary Information for the Parent Entity

Note 4.4: Supplementary Information for the Parent Entity

	Parent	
	2023	2022
	\$'000	\$'000
Surplus/(Deficit)	<u>11,205</u>	<u>14,083</u>
Total comprehensive income/(loss)	<u>11,205</u>	<u>14,083</u>

Statement of Financial Position

	2023	2022
	\$'000	\$'000
Total current assets	68,337	73,554
Total assets	1,573,821	1,552,736
Total current liabilities	18,505	17,655
Total liabilities	25,882	25,655
Equity		
Contributed Equity	156,452	146,802
Reserves	201,269	201,269
Retained Surplus	<u>1,190,215</u>	<u>1,179,010</u>
Total Equity	<u>1,547,936</u>	<u>1,527,081</u>

The disclosures at Note 5.1 Contingent Assets and Liabilities and Note 2.2 for Contractual commitments for the acquisition of property, plant and intangible assets are those of the parent entity.

National Library of Australia
Notes to and forming part of the financial statements
for the year ended 30 June 2023

5 Managing Uncertainties

This section analyses how the NLA manages financial risks within its operating environment.

Note 5.1: Contingent Assets and Liabilities

Quantifiable contingencies

The NLA has no significant quantifiable contingencies.

Unquantifiable contingencies

The NLA has no significant unquantifiable contingencies.

Accounting Policy

Contingent assets and liabilities

Contingent assets and liabilities are not recognised in the statement of financial position, but are reported in the notes. They may arise from uncertainty as to the existence of a liability or asset or represent an asset or liability in respect of which the amount cannot be reliably measured. Contingent assets are disclosed when settlement is probable, but not virtually certain and contingent liabilities are disclosed when settlement is greater than remote.

Note 5.2: Financial Instruments

	2023	2022
	\$'000	\$'000
Note 5.2A: Categories of financial instruments		
Financial assets		
Loans and receivables		
Cash and cash equivalents	16,547	8,399
Receivables for goods and services	364	170
Interest receivable	862	155
Fixed term deposit with a bank	55,291	68,309
Accrued revenue	1,395	3,348
Total loans and receivables	74,459	80,381
Total financial assets	74,459	80,381
Financial liabilities		
Financial liabilities measured at amortised cost		
Supplier payables	5,622	4,574
Total financial liabilities measured at amortised cost	5,622	4,574
Total financial liabilities	5,622	4,574

National Library of Australia
Notes to and forming part of the financial statements
for the year ended 30 June 2023

Accounting Policy

Financial assets

In accordance with AASB 9 Financial Instruments, the NLA classifies its financial assets in the following categories:

- a) financial assets at fair value through profit and loss;
- b) financial assets at fair value through other comprehensive income; and
- c) financial assets measured at amortised cost.

The classification depends on both the entity's business model for managing the financial assets and contractual cash flow characteristics at the time of initial recognition. Financial assets are recognised when the NLA becomes party to the contract and, as a consequence, has a legal right to receive or a legal obligation to pay cash and derecognised when the contractual rights to the cash flows from the financial asset expire or are transferred upon trade date.

Financial assets at amortised cost

Financial assets included in this category need to meet two criteria:

1. the financial asset is held in order to collect the contractual cash flows; and
2. the cash flows are solely payments of principal and interest on the principal outstanding amount.

Amortised cost is determined using the effective interest method.

Effective interest method

Income is recognised on an effective interest rate basis for financial assets that are recognised at amortised cost.

Financial liabilities

Financial liabilities are classified as either financial liabilities 'at fair value through profit or loss' or other financial liabilities. Financial liabilities are recognised and derecognised upon 'trade date'.

Financial liabilities at amortised cost

Financial liabilities, including borrowings, are initially measured at fair value, net of transaction costs. These liabilities are subsequently measured at amortised cost using the effective interest method, with interest expense recognised on an effective interest basis.

Supplier and other payables are recognised at amortised cost. Liabilities are recognised to the extent that the goods or services have been received (and irrespective of having been invoiced).

	2023	2022
	\$'000	\$'000
Note 5.2B: Net gains and losses on financial assets		
Financial assets at amortised cost		
Interest revenue	3,139	389
Net gain loans and receivables	3,139	389
Total net gains and losses on financial assets	3,139	389

National Library of Australia
Notes to and forming part of the financial statements
for the year ended 30 June 2023

Note 5.3: Fair Value Measurement

Note 5.3A: Fair Value Measurement

	Fair Value measurements at the end of	
	the reporting period	
	2023	2022
	\$'000	\$'000
Non-financial assets		
Land	17,000	17,000
Buildings & Leasehold improvements	248,527	239,634
Heritage & Cultural	1,135,322	1,121,123
Plant equipment	14,451	14,247
Total non-financial assets	1,415,300	1,392,004

The NLA did not measure any non-financial assets at fair value on a non-recurring basis at 30 June 2023.

Accounting Policy

Recurring Level 3 fair value measurements – valuation processes

On an annual basis the NLA engages professional independent valuers with appropriate skills and experience to ensure that assets held at fair value are held at current fair value. For the 30 June 2023 valuation the NLA engaged the following valuers:

- Land, building and leasehold improvements: Pickles Valuation Services.
- Tangible heritage and cultural assets (i.e. National Collection): Jones Lang Lasalle Advisory Pty Ltd.

The NLA relies on the valuation models provided by the valuers and it is the NLA's policy to seek valuation advice annually to confirm that all valuations remain current. All contracted valuers are required to provide written assurance that the valuation models used are in compliance with AASB 13 Fair Value Measurement.

Transfers between fair value hierarchy levels

It is the NLA's policy to recognise transfers into and out of the fair value hierarchy levels as at the end of the reporting period.

National Library of Australia
Notes to and forming part of the financial statements
for the year ended 30 June 2023

6 Other Information

Note 6.1: Current/Non-current Distinction for Assets and Liabilities

	2023	2022
	\$'000	\$'000
Note 6.1A: Current/non-current distinction for assets and liabilities		
Assets expected to be recovered in:		
No more than 12 months		
Cash and cash equivalents	16,547	8,399
Trade and other receivables	2,364	977
Investments	55,291	68,309
Accrued revenue	1,395	3,348
Inventories	600	530
Prepayments	1,505	1,055
Total no more than 12 months	<u>77,702</u>	<u>82,618</u>
More than 12 months		
Land	17,000	17,000
Buildings	248,527	239,634
Heritage and cultural	1,135,322	1,121,123
Plant and equipment	14,451	14,247
Computer software	13,337	11,740
Collection intangibles	76,669	74,806
Prepayments	221	687
Total more than 12 months	<u>1,505,527</u>	<u>1,479,237</u>
Total assets	<u>1,583,229</u>	<u>1,561,855</u>
Liabilities expected to be settled in:		
No more than 12 months		
Suppliers	5,622	4,574
Leases	1,003	948
Employee provisions	3,251	3,241
Other payables	6,021	6,019
Total no more than 12 months	<u>15,897</u>	<u>14,782</u>
More than 12 months		
Leases	1,245	2,175
Employee provisions	8,683	8,008
Other provisions	57	64
Other payables	-	645
Total more than 12 months	<u>9,985</u>	<u>10,892</u>
Total liabilities	<u>25,882</u>	<u>25,674</u>

National Library of Australia
Notes to and forming part of the financial statements
for the year ended 30 June 2023

Note 6.2: Trust Money Controlled by the NLA

The NLA operates a number of trust funds to account for donations and income from the application of donated funds. These funds operate under formal trust arrangements; are only able to be used in accordance with the terms of trusts, which are for the purposes of the NLA; and these moneys are also recognised in the primary financial statements. The following is a brief comment on each fund currently in operation:

	2023	2022
	\$'000	\$'000

Note 6.2: Trust Money Controlled by the Library

(a) The Morris West Trust Fund was funded by the author Morris West. The fund is used for the publication of material owned by the NLA

Balance carried forward from previous year	617	621
Receipts during the year	-	-
Interest received	16	2
Available for payments	633	623
Payments made	(3)	(6)
Balance carried forward to next year	630	617

(b) The General Trust Fund comprises donations received for general purposes or where no purpose is specified by the donor.

Balance carried forward from previous year	5,595	5,535
Receipts during the year	102	105
Interest received	142	12
Available for payments	5,839	5,652
Payments made	(195)	(57)
Balance carried forward to next year	5,644	5,595

(c) The Kenneth Baillieu Myer Trust is a bequest from the late Kenneth Baillieu Myer for the purposes of the Kenneth Myer Annual Oration as held by the NLA and for such other purpose as may be considered appropriate by the Director-General.

Balance carried forward from previous year	51	51
Receipts during the year	25	-
Interest received	1	-
Available for payments	77	51
Payments made	-	-
Balance carried forward to next year	77	51

(d) The E.A. & V.I. Crome Trust is a bequest by the late E.A. Crome for the maintenance of and addition to the E.A. & V.I. Crome collection.

Balance carried forward from previous year	107	106
Receipts during the year	-	-
Interest received	3	1
Available for payments	110	107
Payments made	-	-
Balance carried forward to next year	110	107

National Library of Australia
Notes to and forming part of the financial statements
for the year ended 30 June 2023

	2023	2022
	\$'000	\$'000

(e) The Acquisition Trust Fund comprises donations received specifically for the acquisition of library material.

Balance carried forward from previous year	1,542	1,538
Receipts during the year	-	-
Interest received	<u>39</u>	<u>4</u>
Available for payments	<u>1,581</u>	<u>1,542</u>
Payments made	<u>-</u>	<u>-</u>
Balance carried forward to next year	<u>1,581</u>	<u>1,542</u>

(f) The H.S. Williams Trust is a bequest from the late Harold S. Williams for the maintenance of and addition to the H.S. Williams collection.

Balance carried forward from previous year	342	309
Receipts during the year	66	83
Interest received	<u>8</u>	<u>1</u>
Available for payments	<u>416</u>	<u>393</u>
Payments made	<u>(56)</u>	<u>(51)</u>
Balance carried forward to next year	<u>360</u>	<u>342</u>

(g) The Dame Mary Gilmore Trust is a bequest from the late Dame Mary Gilmore for the maintenance, preservation and protection of the Dame Mary Gilmore diaries.

Balance carried forward from previous year	21	21
Receipts during the year	-	-
Interest received	<u>1</u>	<u>-</u>
Available for payments	<u>22</u>	<u>21</u>
Payments made	<u>-</u>	<u>-</u>
Balance carried forward to next year	<u>22</u>	<u>21</u>

(h) The Ray Mathew and Eva Kollsman Trust is a bequest from the late Eva Kollsman to encourage Australian writers to work on or with the National Collection; for the acquisition and indexing of the works and papers of Australian writers as part of the National Collection; or to promote Australian writing through publications, exhibitions and public events.

Balance carried forward from previous year	920	983
Receipts during the year	-	-
Interest received	<u>23</u>	<u>3</u>
Available for payments	<u>943</u>	<u>986</u>
Payments made	<u>(2)</u>	<u>(66)</u>
Balance carried forward to next year	<u>941</u>	<u>920</u>

National Library of Australia
Notes to and forming part of the financial statements
for the year ended 30 June 2023

Note 6.3: Trust Money Not Controlled by the NLA

The NLA has established a trust account for the receipt of a donation and due to the application of the donation, the NLA does not control these funds. The fund operates under formal trust arrangements; are only able to be used in accordance with the terms of the trust and require approval by the beneficiaries of the trust in relation to expenditure of funds. These funds are not recognised in the primary financial statements.

(a) The Nora Heysen Trust Account is a specific bequest from the late Nora Heysen for the provision of scholarships for the study of aspects of the art of Hans Heysen or his contribution to the artistic culture of Australia; or to further the study of the art of Hans Heysen; or to promote and perpetuate the standing of Hans Heysen.

	2023	2022
	\$'000	\$'000
Note 6.3: Trust Money Not Controlled by the NLA		
Balance carried forward from previous year	213	212
Receipts during the year	-	-
Interest received	5	1
Available for payments	<u>218</u>	<u>213</u>
Payments made	<u>-</u>	<u>-</u>
Balance carried forward to next year	<u>218</u>	<u>213</u>

This page has intentionally been left blank.



Small selection of the Library's
\$1.2 billion collection.



Appendices

Appendix A:

The Council of the National Library of Australia and its committees

Library Council

Table A.1 National Library of Australia Council members as at 30 June 2023

Name	Qualifications of the accountable authority	Experience of the accountable authority	
The Hon Dr Brett Mason –Chair	BA, LLB (Hons) (ANU), MPhil (Crim) (Cambridge), PhD (Griffith)	Member Griffith University Council Former Australian ambassador to the Netherlands Former senator for Queensland Former member The Australian National University Council	
Mrs Janet Hirst –Deputy Chair	BA (ANU)	Former CEO The Ian Potter Foundation; The Ian Potter Cultural Trust; and The George Alexander Foundation Former Council member Philanthropy Australia Former member Regional Australia Summit Reference Group and Steering Group; Indigenous Eye Health Advisory Board; Centre for Social Impact’s Melbourne Advisory Council; Advisory Board for Melbourne Women’s Fund; and Leading Learning in Education and Philanthropy Advisory Group	
Dr Marie-Louise Ayres FAHA	BA (UNE), BA (Hons) (ANU), PhD (ANU)	Member Humanities Research Centre Board, The Australian National University; National and State Libraries Australia Board; and Australian Libraries and Archives Copyright Coalition Board Member Australian Institute of Company Directors	
Professor Donald Markwell AM	BEcon (Hons) (Qld), MA MPhil DPhil (Oxon)	Head St Mark’s College, Adelaide Adjunct Professor University of Adelaide Melbourne Committee of The Boston, Melbourne, Oxford, Vancouver Conversazioni on Culture and Society	

	Position title/ position held (Executive/Non-executive)	Date of commencement	Date of cessation
	Non-executive Member	Reappointed on 6 May 2021 for a second three-year term	8 August 2024
	Non-executive Member	Reappointed on 18 February 2022 for a third three-year term	4 May 2025
	Director-General and Executive Member	Reappointed on 3 February 2022 for a second five-year term	1 March 2027
	Non-executive Member	Appointed on 28 May 2020 for a three-year term	27 May 2023

(continued)

Table A.1 National Library of Australia Council members as at 30 June 2023 (continued)

Name	Qualifications of the accountable authority	Experience of the accountable authority	
Dr Bennie Ng	MB BS (UWA), MBA (Curtin), FRACGP, FRACMA	CEO Australian Medical Association (WA) Non-executive Director Australian Digital Health Agency Committee Member Raine Medical Research Foundation Member Musica Viva Board Member Australian Institute of Company Directors	
Mr Richard Price	BE Civil (Hons) (Melb)	Investment Committee Member Conscious Investment Management Pty Ltd Investment Committee Member AustralianSuper Pty Ltd Member Roc Partners Private Equity Advisory Board Former executive director Macquarie Capital, Macquarie Group Former chair The Song Room	
Ms Rosalie Rotolo-Hassan		Founder and Managing Director Bottega Rotolo Non-executive Director Carclew Inc Member Pulteney Grammar School, Foundation Board Member Australian Institute of Company Directors	
Dr Shane Simpson AM	LLB (Hons) (Akl), MJur (Akl), DUniv (hc) (UNSW)	Non-executive Director Anita and Luca Belgiorno-Nettis Foundation Chair and Non-executive Director Simpson-Michel Foundation Ltd; Studio A Ltd; and NAISDA Foundation Ltd Non-executive Director University of New South Wales Foundation Ltd Patron William Fletcher Foundation Ltd; Arts Law Centre of Australia Ltd; Ensemble Offspring Ltd; and Peggy Glanville-Hicks Composers' House Ltd	
Mr Douglas Snedden AO	BEcon (ANU)	Non-executive Director OFX Ltd Former chairman Chris O'Brien Lifehouse; and Odyssey House New South Wales Former chairman Isentia Ltd	
Mr James Stevens MP	BCom (Adelaide), MIntTrade&Dev (Adelaide)	Federal Member for Sturt	

	Position title/ position held (Executive/Non-executive)	Date of commencement	Date of cessation
	Non-executive Member	Reappointed on 18 February 2022 for a second three-year term	3 April 2025
	Non-executive Member	Reappointed on 18 February 2022 for a second three-year term	24 July 2025
	Non-executive Member	Reappointed on 18 February 2022 for a second three-year term	3 April 2025
	Non-executive Member	Appointed on 18 February 2022 for a second three-year term	20 March 2025
	Non-executive Member	Reappointed on 18 February 2022 for a third three-year term	4 May 2025
	Non-executive Member	Elected by the House of Representatives on 8 February 2022 for a three-year term	7 February 2025

(continued)

Table A.1 National Library of Australia Council members as at 30 June 2023 (continued)

Name	Qualifications of the accountable authority	Experience of the accountable authority	
Senator Linda White	LLB (Melb), BCom (Melb)	Senator for Victoria Chair Chifley Research Centre Ltd Member Australian Labor Party National Executive; and Interim Governance Committee of Victorian ALP Branch Former board member Australian Centre for the Moving Image; MCG Trust; Greater Western Water; Portable Long Service Leave Authority; Statewide Superannuation Pty Ltd; and Royal Botanic Gardens, Victoria	
Ms Alice Wong	GAICD	Patron Chinese Cancer and Chronic Illness Society of Victoria Chair China Studies Research Centre Advisory Board La Trobe University Non-executive Director Prime Value Asset Management Ltd Former board member Asia Society Australia Board; and La Trobe Business School Advisory Board, La Trobe University	

	Position title/ position held (Executive/Non-executive)	Date of commencement	Date of cessation
	Non-executive Member	Elected by the Senate on 2 August 2022 for a three-year term	1 August 2025
	Non-executive Member	Reappointed on 18 February 2022 for a third three-year term	4 May 2025

Table A.2 Council members' ordinary meeting attendance 2022–23

Name	August 2022	November 2022	February 2023	May 2023
The Hon Dr Brett Mason —Chair	✓	✓	✓	✓
Mrs Janet Hirst —Deputy Chair	✓	✓	✓	✓
Dr Marie-Louise Ayres FAHA	✓	✓	✓	✓
Professor Donald Markwell AM	✗	✗	✓	✓
Dr Bennie Ng	✓	✓	✓	✓
Mr Richard Price	✓	✓	✓	✓
Ms Rosalie Rotolo-Hassan	✓	✓	✓	✓
Dr Shane Simpson AM	✓	✓	✓	✗
Mr Douglas Snedden AO	✓	✓	✓	✓
Mr James Stevens MP	✓	✗	✓	✗
Senator Linda White	✓	✗	✓	✓
Ms Alice Wong	✓	✓	✓	✓

Key:

✓ *Attended meeting*

✗ *Did not attend meeting*

Table A.3 Council members' extraordinary meeting attendance 2022–23

Name	September 2022	April 2023
The Hon Dr Brett Mason —Chair	✓	✓
Mrs Janet Hirst —Deputy Chair	✓	✗
Dr Marie-Louise Ayres FAHA	✓	✓
Professor Donald Markwell AM	✓	✓
Dr Bennie Ng	✗	✓
Mr Richard Price	✓	✗
Ms Rosalie Rotolo-Hassan	✓	✗
Dr Shane Simpson AM	✓	✓
Mr Douglas Snedden AO	✓	✓
Mr James Stevens MP	✗	✗
Senator Linda White	✓	✓
Ms Alice Wong	✓	✓

Key: ✓ *Attended meeting* ✗ *Did not attend meeting*

Audit and Enterprise Risk Committee

Table A.4 Audit and Enterprise Risk Committee members 2022–23

Name	Qualifications, knowledge, skills or experience	Total annual remuneration (including GST)
Mr Douglas Snedden AO —Chair	See Table A.1	See Table B.5
Ms Carol Lilley	BCom (UWA), GAICD, FCA, Certified Internal Auditor; independent board director and audit committee chair and member for a number of Australian Government audit committees; former partner of PricewaterhouseCoopers; over 20 years' experience in financial statement audit, internal audit and project and risk management, with a particular focus on government	\$15,004.00

(continued)

Table A.4 Audit and Enterprise Risk Committee members 2022–23 (continued)

Name	Qualifications, knowledge, skills or experience	Total annual remuneration (including GST)
Ms Rosalie Rotolo-Hassan	See Table A.1	See Table B.5
Mr Lee Walton	BSc (Hons) CEng GAICD MIET, audit committee member for a number of Australian Government audit committees; over 35 years of public service and industry experience, including chief operating officer and chief information officer; extensive experience in corporate governance, risk management, information technology and cybersecurity	\$20,313.30
Ms Alice Wong	See Table A.1	See Table B.5

The Audit and Enterprise Risk Committee Charter is available at www.nla.gov.au/content/charter-of-librarys-audit-committee.

Table A.5 Audit and Enterprise Risk Committee members' meeting attendance 2022–23

Name	August 2022	November 2022	February 2023	May 2023
Mr Douglas Snedden AO—Chair	✓	✓	✓	✓
Ms Carol Lilley	✓	✓	✓	✓
Ms Rosalie Rotolo-Hassan	✓	✓	✓	✓
Mr Lee Walton	✓	✓	✓	✓
Ms Alice Wong	✓	✓	✓	✓

Key:

✓ Attended meeting

✗ Did not attend meeting

Note—Frequent AERC attendees include the following Council members: The Hon Dr Brett Mason, Mrs Janet Hirst, and Dr Marie-Louise Ayres FAHA.

Council Governance Committee

Table A.6 Council Governance Committee members' meeting attendance 2022–23

Name	August 2022	November 2022	March 2023	June 2023
Mr Bennie Ng —Chair	✓	✓	✓	✓
Ms Janet Hirst		✓	✓	✓
Ms Rosalie Rotolo-Hassan	✓			
Mr Douglas Snedden AO	✓	✓	✓	✓
Observing Council members				
The Hon Dr Brett Mason	✓	✓	✓	✓
Dr Marie-Louise Ayres FAHA	✓	✓	✓	✓
Ms Alice Wong	✓	✓	✓	✓
Ms Janet Hirst	✓			

Key:

✓ Attended meeting

✗ Did not attend meeting

Was not a Council Governance Committee member at this time

For details of qualifications, knowledge, skills and experience of the committee members, see Table A.1.

CHARTER

The Council Governance Committee's Charter was endorsed by Council on 6 December 2019. The committee's functions include providing advice to Council on its internal operations and considering the Director-General's performance in line with the Remuneration Tribunal's Principal Executive Offices framework.

Appendix B:

Management of human resources and executive remuneration

Management of human resources

A summary of all ongoing and non-ongoing employees for the years 2022–23 and 2021–22 is provided in tables B.1, B.2, B.3 and B.4.

Table B.1 All ongoing employees 2022–23

	Male			Female			Non-binary			Prefers not to answer			Uses a different term			Total
	Full time	Part time	Total male	Full time	Part time	Total female	Full time	Part time	Total non-binary	Full time	Part time	Total prefers not to answer	Full time	Part time	Total uses a different term	
NSW	0	0	0	0	0	0	0	0	0	0	0	0	0	0	0	0
Qld	0	0	0	0	0	0	0	0	0	0	0	0	0	0	0	0
SA	0	0	0	0	0	0	0	0	0	0	0	0	0	0	0	0
Tas	0	0	0	0	0	0	0	0	0	0	0	0	0	0	0	0
Vic	0	0	0	0	0	0	0	0	0	0	0	0	0	0	0	0
WA	0	0	0	0	0	0	0	0	0	0	0	0	0	0	0	0
ACT	102	3	105	158	51	209	0	0	0	0	0	0	0	0	0	314
NT	0	0	0	0	0	0	0	0	0	0	0	0	0	0	0	0
External territories	0	0	0	0	0	0	0	0	0	0	0	0	0	0	0	0
Overseas	0	0	0	0	0	0	0	0	0	0	0	0	0	0	0	0
Total	102	3	105	158	51	209	0	0	0	0	0	0	0	0	0	314

Table B.2 All non-ongoing employees 2022–23

	Male			Female			Non-binary			Prefers not to answer			Uses a different term			Total
	Full time	Part time	Total male	Full time	Part time	Total female	Full time	Part time	Total non-binary	Full time	Part time	Total prefers not to answer	Full time	Part time	Total uses a different term	
NSW	0	0	0	0	0	0	0	0	0	0	0	0	0	0	0	0
Qld	0	0	0	0	0	0	0	0	0	0	0	0	0	0	0	0
SA	0	0	0	0	0	0	0	0	0	0	0	0	0	0	0	0
Tas	0	0	0	0	0	0	0	0	0	0	0	0	0	0	0	0
Vic	0	0	0	0	0	0	0	0	0	0	0	0	0	0	0	0
WA	0	0	0	0	0	0	0	0	0	0	0	0	0	0	0	0
ACT	9	12	21	22	12	34	0	0	0	0	0	0	0	0	0	55
NT	0	0	0	0	0	0	0	0	0	0	0	0	0	0	0	0
External territories	0	0	0	0	0	0	0	0	0	0	0	0	0	0	0	0
Overseas	0	0	0	0	0	0	0	0	0	0	0	0	0	0	0	0
Total	9	12	21	22	12	34	0	0	0	0	0	0	0	0	0	55

Table B.3 All ongoing employees 2021–22

	Male			Female			Non-binary			Prefers not to answer			Uses a different term			Total
	Full time	Part time	Total male	Full time	Part time	Total female	Full time	Part time	Total non-binary	Full time	Part time	Total prefers not to answer	Full time	Part time	Total uses a different term	
NSW	0	0	0	0	0	0	0	0	0	0	0	0	0	0	0	0
Qld	0	0	0	0	0	0	0	0	0	0	0	0	0	0	0	0
SA	0	0	0	0	0	0	0	0	0	0	0	0	0	0	0	0
Tas	0	0	0	0	0	0	0	0	0	0	0	0	0	0	0	0
Vic	0	0	0	0	0	0	0	0	0	0	0	0	0	0	0	0
WA	0	0	0	0	0	0	0	0	0	0	0	0	0	0	0	0
ACT	98	4	102	164	53	217	0	0	0	0	0	0	0	0	0	319
NT	0	0	0	0	0	0	0	0	0	0	0	0	0	0	0	0
External territories	0	0	0	0	0	0	0	0	0	0	0	0	0	0	0	0
Overseas	0	0	0	0	0	0	0	0	0	0	0	0	0	0	0	0
Total	98	4	102	164	53	217	0	0	0	0	0	0	0	0	0	319

Table B.4 All non-ongoing employees 2021–22

	Male			Female			Non-binary			Prefers not to answer			Uses a different term			Total
	Full time	Part time	Total male	Full time	Part time	Total female	Full time	Part time	Total non-binary	Full time	Part time	Total prefers not to answer	Full time	Part time	Total uses a different term	
NSW	0	0	0	0	0	0	0	0	0	0	0	0	0	0	0	0
Qld	0	0	0	0	0	0	0	0	0	0	0	0	0	0	0	0
SA	0	0	0	0	0	0	0	0	0	0	0	0	0	0	0	0
Tas	0	0	0	0	0	0	0	0	0	0	0	0	0	0	0	0
Vic	0	0	0	0	0	0	0	0	0	0	0	0	0	0	0	0
WA	0	0	0	0	0	0	0	0	0	0	0	0	0	0	0	0
ACT	10	2	12	13	5	18	0	0	0	0	0	0	0	0	0	30
NT	0	0	0	0	0	0	0	0	0	0	0	0	0	0	0	0
External territories	0	0	0	0	0	0	0	0	0	0	0	0	0	0	0	0
Overseas	0	0	0	0	0	0	0	0	0	0	0	0	0	0	0	0
Total	10	2	12	13	5	18	0	0	0	0	0	0	0	0	0	30

Executive remuneration

A summary of executive remuneration for key management personnel at the Library is provided in Table B.5. Senior executive remuneration is summarised in Table B.6.

Key management personnel include members of the Library's Council, the Director-General and members of the NLA Executive.

Remuneration for non-executive Council members is set by the Remuneration Tribunal under the applicable Remuneration and Allowances for Holders of Part-time Public Office determination.

The Director-General's remuneration is set by the Library's Council under the *Remuneration Tribunal Act 1973*, within the framework outlined by the Remuneration Tribunal's determination for principal executive offices. Remuneration for the Library's other senior executive employees is set by the Director-General in accordance with the Library's Senior Executive Service (SES) Remuneration Policy. Salary levels for SES employees are set at rates within an applicable salary band and are subject to annual review.

Remuneration for other highly paid staff

Not applicable during the reporting period.

Table B.5 Key management personnel remuneration 2022–23

Name	Position title	Short-term benefits		
		Base Salary	Bonuses	Other benefits and allowances
Dr Marie-Louise Ayres FAHA	Director-General	\$302,675	\$59,250	\$67,236
Ms Alison Dellit	Assistant Director-General, Collaboration	\$258,416		
Ms Maureen Dupree	Chief Operating Officer	\$248,370		\$3,523
Mr Luke Hickey	Assistant Director-General, Engagement	\$228,560		\$3,523
Ms Cathy Pilgrim	Assistant Director-General, Collection	\$245,726		\$3,523
Mr David Wong	Chief Information Officer	\$261,298		\$3,523
The Hon Dr Brett Mason	Council Chair	\$45,570		
Ms Janet Hirst	Deputy Chair	\$34,180		
Prof Donald Markwell AM	Council Member	\$22,790		
Dr Bennie Ng	Council Member	\$22,790		
Mr Richard Price	Council Member	\$22,790		
Ms Rosalie Rotolo-Hassan	Council Member	\$22,790		
Dr Shane Simpson AM	Council Member	\$22,790		
Mr Douglas Snedden AO	Council Member	\$22,790		
Ms Alice Wong	Council Member	\$22,790		
Total		\$1,784,325	\$59,250	\$81,327

	Post-employment benefits	Other long-term benefits		Termination benefits	Total remuneration
	Superannuation contributions	Long service leave	Other long-term benefits		
	\$54,797	\$11,411			\$495,370
	\$38,725	\$6,254			\$303,396
	\$47,275	\$8,191			\$307,359
	\$44,633	\$5,904			\$282,620
	\$47,275	\$6,254			\$302,778
	\$47,275	\$6,254			\$318,350
	\$4,785				\$50,355
	\$3,589				\$37,769
	\$3,510				\$26,300
	\$3,510				\$26,300
	\$2,393				\$25,183
	\$2,393				\$25,183
	\$2,393				\$25,183
	\$2,393				\$25,183
	\$2,393				\$25,183
	\$2,393				\$25,183
	\$307,339	\$44,269			\$2,276,510

Table B.6 Senior Executive remuneration 2022–23

Total remuneration bands	Number of senior executives	Short-term benefits		
		Average base salary	Average bonuses	Average other benefits and allowances
\$220,001 – \$295,000	1	\$228,560		\$3,523
\$295,001 – \$320,000	4	\$253,452		\$2,642
\$495,001 – \$520,000	1	\$302,675	\$59,250	\$67,236

	Post-employment benefits	Other long-term benefits		Termination benefits	Total remuneration
	Average superannuation contributions	Average long service leave	Average other long-term benefits	Average termination benefits	Average total remuneration
	\$44,633	\$5,904			\$282,620
	\$45,138	\$6,738			\$307,971
	\$54,797	\$11,411			\$495,370

Appendix C:

Bequests, partnerships and donations

Bequests

The Estate of Alan Walter Ives
The Estate of Joan Lindsay
Ralf Iannuzzi Memorial Trust
The Estate of Harold S Williams

The late Ms Sue Salthouse AM
Mr Bruce Smeaton
Mr Robbie Swan
Mr Roger Llewellyn Wettenhall
Australian Community Children's Services
Australian Greens National Office
International Alliance of Women
Liberal Party of Australia

Partnerships

The Library had no in-kind partnerships in 2022–23.

Significant collection material donations

Mr Keith and Mrs Hazel Busby
Mr Richard Carleton
Mrs Elizabeth Forbes
Ms Christine Fraser
The Hon Paul Keating
Dr Mei-fen Kuo
Prof Brij Lal AM FAHA OF and
Dr Padma Narsey Lal
Mr Alan Marshall
Mr Bill and Mrs Toska McLeod
Ms Vikki McLeod
Mr Roger Milliss

Philanthropic gifts

Philanthropic support helps the Library to manage, develop, preserve, digitise and deliver its documentary heritage collections to the widest possible audience, both online and onsite.

The Library's priority for philanthropic support is digitisation of its collections. This year, specific appeals included support for the preservation and digitisation of the McLaren Local History Collection. Generous gifts were also received in support of digitising selections from a number of collections, particularly collections relating to performing arts, regional Victorian newspapers, women leaders, visual arts and music, handwritten manuscripts, migrant diaries and First Nations material. Donors are acknowledged at the following gift levels:

- Principal Patron—gifts of \$1,000,000 and above
- Platinum Patron—gifts of \$250,000 and above
- Gold Patron—gifts of \$100,000 and above
- Silver Patron—gifts of \$25,000 and above
- Bronze Patron—gifts of \$10,000 and above
- Patron—gifts of \$1,000 and above
- Founding Patron—founding supporters of the Library's Patron program
- Donor—gifts up to \$1,000.

The Library gratefully acknowledges the generosity and support of Patrons and donors.

Listed below are all Library Patrons, and donors who gave during the 2022–23 financial year. An asterisk beside a name in the lists of Patrons indicates those who donated during 2022–23.

PRINCIPAL PATRONS

Ms Jane Hemstrich AO*
 The Ian Potter Foundation
 The late Mrs Eva Kollsman Stokes Family
 Mr Kerry Stokes AC and
 Ms Christine Simpson Stokes AM
 Mr Ryan Kerry Stokes AO and
 Mrs Claire Stokes
 Susan and Isaac Wakil Foundation Pty Ltd
 Vincent Fairfax Family Foundation
 Estate of Mr John Gilbert
 Estate of Mr Harold S Williams OBE*

PLATINUM PATRONS

Ms Juliana Smeaton Edwards
 Friends of the National Library of Australia Inc*
 The late Ms Nora Heysen
 John T Reid Charitable Trusts
 Dr Michael Kassler and Dr Jamie Kassler
 Mrs Pat McCann
 The Myer Foundation*
 Opalgate Foundation, in memory of Cheng King Law*
 Dr John Seymour and
 Mrs Heather Seymour AO
 Sidney Myer Fund
 TLE Electrical*
 Ms Simone Vinall
 Estate of Miss Alison E Grant Lipp
 Estate of Joan, Lady Lindsay*
 Estate of Ms Maxine Poynton Baker

Two supporters gave anonymously at this level.

GOLD PATRONS

ActewAGL
 Australian Ethical Food Group*
 Dr Marie-Louise Ayres FAHA and
 Dr Russell Ayres*
 CIMIC Group Limited
 Associate Professor Noel Dan AM and
 Mrs Adrienne Dan*
 Dick and Pip Smith Foundation*
 Professor Henry Ergas AO and
 Ms Gillian Bird PSM
 Harold Mitchell Foundation
 The Hippocrates Foundation*
 The late Ms Helen James and the late
 Dr Henry James Bettison
 Kenyon Foundation*
 Macquarie Group Foundation Limited
 The late Mr Robert Maynard

Mr Kevin McCann AO and
Mrs Deidre McCann*
Minerals Council of Australia
Planet Wheeler Foundation
Professor Dimity Reed AM and
Dr Garry Joslin
The late Mrs Alison Sanchez
Ms Anne-Marie Schwirtlich AM FAHA and
Mr Stephen Yorke
Emeritus Professor Dr Robert Shanks and
Ms Josephine Shanks*
Mr Doug Snedden AO and
Ms Belinda Snedden*
Thyne Reid Foundation
Associate Professor Linnett Turner and
Associate Professor David Turner*
Mrs Sally White OAM and
Mr Geoffrey White OAM*
Estate of Mr Ralf Iannuzzi*
Estate of Mr Alan Ives*
Estate of Dr Ann Moyal AM

*Three supporters gave anonymously at
this level.*

SILVER PATRONS

Dr Marion Amies*
Professor Kent Anderson
Australian Jewish Historical Society
Mrs Janette Bain and the late
Mr Jim Bain AM
Dr Diana J Carroll*
In memory of the late
Mrs Mavis Thorpe Clark
Dr Patricia Clarke OAM FAHA*
The late Ms Leah Cohen
Dr RL Cope PSM*
The late Mr Victor Crittenden OAM
Mr Christopher Edye, in honour of
George Henry Bruce*
Dr NF Exon and Mrs DF Exon*

The late Mr James O Fairfax AC
Mr John B Fairfax AO and
Mrs Libby Fairfax*
Mr Tim Fairfax AC*
Ms Catherine Hope Gordon*
Gordon Darling Foundation
Dr Ron Houghton DFC and the late
Mrs Nanette Houghton
JIBB Foundation
Dr Ann Kent and the late Dr Bruce Kent*
Emeritus Professor Joyce Kirk and
Dr Terry Kirk*
Mr David Lesnie
The late Ms Marjorie Lindenmayer
Linnaeus Estate
Lovell Chen Pty Ltd
The MacLeod Family Trust
Dr Michael Martin and
Ms Elizabeth Popovski*
Dr Thomas Mautner*
Miss Carol Moya Mills
Mr Simon Moore
Mrs Glennis Moss
Origin Foundation
Mrs Patricia Peck and the late
Mr Nigel Peck AM
The Pratt Foundation
Emeritus Professor Alan Robson AO and
Mrs Gwenda Robson*
Mrs Margaret Ross AM and Dr Ian Ross
Rotru Investments Pty Ltd for
Mrs Eve Mahlab AO and the late
Mr Frank Mahlab*
In memory of the late
Ms Della Keren Thomas
Wesfarmers Limited

*Eight supporters gave anonymously at
this level.*

BRONZE PATRONS

The late Dr John Bennett AO
Besen Family Foundation
Mr Marc Besen AC and the late
Mrs Eva Besen AO
Mrs Alison J Bloomfield
The Hon Justice Thomas Bradley KC*
Dr Desmond Bright and Dr Ruth Bright AM
The Calvert-Jones Foundation
Mr Ian Campbell
Ms Lyndsey Cattermole AM
M Chan*
Ms Kristal Claasz
Ms Christine Courtenay AM and the late
Mr Bryce Courtenay AM
Dr Joanne Daly and Dr Michael Adena*
The Lord Ebury and the late Lady Ebury*
Embassy of Israel in Australia
F and J Ryan Foundation
Mr James Ferguson
The Hon Martin Ferguson AM*
The late Lieutenant Colonel MA Fletcher JP
Mr Philip Flood AO and Mrs Carole Flood
Ms JL Fullerton AO*
GHD Pty Ltd
The late Sir James Gobbo AC CVO
Mrs Jillian Goggs and Mr Stephen Goggs
Mrs Rosanna Hindmarsh OAM*
Mrs Claudia Hyles OAM
Ms Margaret Jackson AC*
Ms Irene Kaspar and Mr Peter Boege*
Mr Frank Lewincamp PSM and
Ms Barbara Lewincamp*
Liberty Financial
Mr Brian Long and Ms Cathy Long
M-Power*
Manors Gate Group Pty Ltd
The Hon Dr Brett Mason*
Mrs Janet McDonald AO and
Mr Donald McDonald AC
Mr Peter McGovern AM*

Mr Bruce Miller
Ms Penelope Moyes, in memory of
Judy Moyes and Peter Moyes*
The late Dame Elisabeth Murdoch AC DBE
Mrs Sarah Myer and the late
Mr Baillieu Myer AC
Mrs Maria Myers AC
National Union of Australian University
Students and Australian Union of
Students Alumni
Mr Eitan Neishlos
Mrs Carol Nettelbeck and the late
Professor Colin Nettelbeck FAHA
Ms Sandra Nixon*
Mr John Oliver and Mrs Libby Oliver*
Ms Meg Paul*
Dr Fiona Powell
Ms Dianne Redwood and Mr Denis Foot*
Professor Janice Reid AC FASSA
Mrs Diana Ritch and the late Mr Jack Ritch*
The late Mr David Roche AM
The late Dr Maxine Rochester
Ms Kay Rodda*
Ms Carol Schwartz AO*
The late Mrs Caroline Simpson
The late Mr Robin VF Smith
The Hon Mr James Spigelman AC KC*
Mr Howard Tanner AM
Ms Deborah Thomas
Mr Robert Thomas AO*
Trawalla Foundation*
Ms Tricia Waller
The WeirAnderson Foundation*
Mrs Joy Wheatley and
Mr Norman Wheatley*
Wong Family
Zimmermann International Pty Ltd
*Seven supporters gave anonymously at
this level.*

PATRONS

Ms Jill Adams*
Mrs Lynette Adams*
Ake Ake Fund
Alexander Fax Booksellers
Mr Scott Alison*
Dr Michael Alpers AO CSM and
 Dr Deborah Lehmann AO*
Mrs Margaret Anderson and
 Mr Bernard Hughes
Mrs Sue Andrews
Arkajon Communications Pty Ltd
Ashurst
Asia Bookroom
The late Ms Margaret Baggott and the late
 Ms Doreen Goodman
Ms Kate Baillieu*
Mr Simon Banks
Ms Lucy Bantermalis
Barry Lawrence Ruderman Antique
 Maps Inc
Mr Rhett Bartlett
Mr Sam Bartone and Mrs Elisabetta Bartone
Mrs Nina Bassat AM and Mr Robert Bassat
Dr David Bedford*
Professor Diane Bell OAM*
The Hon Dr Annabelle Bennett AO SC and
 Dr David Bennett AC KC
Ms Baiba Berzins
Dr Udai Bhati and Mrs Shanta Bhati*
Mrs Phoebe Bischoff OAM
Ms K Blackburn and Mr S Clugston*
Professor Geoffrey Blainey AC and
 Mrs Ann Blainey*
Book Lore
Ms Emily Booker and Mr Richard Spencer*
Dr Max Bourke AM and
 Ms Margaret Bourke
The late Mr David Boyd OAM
Mr Penleigh Boyd and Ms Robyn Boyd
Mr Kevin Bradley PSM*
Mr Peter Bradley*

Ms Sarah Brasch*
Dr Judith Brett AM*
Mr Charles Bright and
 Mrs Primrose Bright*
Mr Geoffrey Briot*
Dr Elizabeth Brouwer and
 Dr Michael Young*
Mr Howard Brown and Ms Jenny Brown*
Mr Nicholas Brown
Professor Mairéad Browne FALIA and
 Dr David Browne*
Dr Geoffrey Burkhardt*
Ms Eve Buscombe and
 Ms Dawn Richardson, in memory of
 William and Royal Buscombe
Caiger Family
Dr Geoffrey Cains and Mrs Sarah Cains
The late Mrs Josephine Calaby
Mrs Elaine Camage and the late
 Mr Graeme Camage
Mr Alan Cameron AO
Mrs Jennifer Cameron AM and
 Mr Barry Cameron
Mrs Judith Campbell*
The Reverend Edmund Campion
Canberra Friends of Dili Inc.
Mrs Joanna Capon OAM and the late
 Dr Edmund Capon AM OBE
Mr Matt Carkeet*
Mr Michael Carlton
Carmelite Monastery Melbourne*
Professor David Carment AM*
Dr John Carmody
Mr Ronald Casey and
 Ms Catherine Archbold*
Dr Warwick Cathro and Ms Diana Dack*
Mrs Susan Chessell*
Ms Marilyn Christianson*
Mr Ben Churcher*
Dr Peter Cochrane and Dr Suzanne Rickard
Coles Danziger Foundation*
Emeritus Professor James Cotton and
 Mrs Fiona Cotton*

Mr Nicholas Cowell*
 CRA International
 Mrs Helen Creagh and
 Professor Emeritus Dudley Creagh*
 Professor Robert Cribb and
 Mrs Susan Cribb
 Mr Malcolm Crompton
 Mrs Gloria Cumming
 Ms DK Cunningham*
 Mrs Carolyn Curnow*
 Mr Charles P Curran AC and
 Mrs Eva Curran
 Ms Perri Cutten and Mr Jo Daniell
 Professor Mahananda Dasgupta*
 Mr Brian Davidson
 Dr Barbara Dawson
 Mr Terry De Martin*
 Dr Michelle Deaker
 The Hon Mary Delahunty
 Mr Sean Dale Dengate
 Mrs Margaret Dent*
 The late Ms Lauraine Diggins OAM
 Dr Robert Dingley
 Mr Murray Doyle AAM*
 The late Dr Sophie Ducker
 Dr Annie Duncan and Mr Peter Duncan AO
 Ms Jane Edmanson OAM*
 Emeritus Professor Meredith Edwards*
 The late Hon RJ Ellicott AC KC
 The late Hon Justice Rae Else-Mitchell
 Dr Ian Ernst*
 Mrs Margaret Eva*
 Ms Elizabeth Evatt AC*
 Dr Suzanne Falkiner*
 Family History ACT
 The late Mrs Pauline Fanning ISO MBE
 Dr Vanessa Fanning*
 Dr Gabrielle Field and Mr Michael Field*
 Mrs Maureen Fisher
 Mr Richard Fisher
 Mr Brian Fitzpatrick*
 Mr Richard Flanagan*
 Dr Juliet Flesch*

Mr King Fong OAM JP
 Mr Andrew Freeman FACS and
 Ms Diana Pelyk*
 Friends of the Library, Launceston Inc.*
 In memory of the late Ms Deborah Fuller
 Ms Janet Galley OAM
 Gandel Foundation
 Mrs Helen Garner
 Gaslight Books
 Ms Jennifer Giles*
 Rear Admiral James Goldrick AO CSC RAN
 Mr IJ and Mrs SB Gollings*
 Ms Christine Goode PSM
 Mr Andrew Gosling
 Ms Michelle Grant*
 Griffith 8 Book Group
 Ms Linda Groom*
 Mr Robert Grozier and Mrs Karen Grozier
 Dr Grazia Gunn and the late
 Emeritus Professor Ian Donaldson
 FAHA FBA FRSE
 Mr Roger Gyles AO KC and
 Mrs Alison Gyles
 Mr Peter Hack
 Mr Clive Haddock*
 Mr Sam Hallinan and Mrs Joanne Hallinan
 Mrs Isobel Hamilton
 Professor Margaret Harris
 Emeritus Professor Dennis Haskell AM
 Mr Colin Hauff*
 Mr Robert Hawes
 Ms Susan K Heal*
 Mr Michael Heard and Mrs Mary Heard
 Mr Robert Hefner and
 Ms Peggy Daroesman*
 Mrs Heather Henderson and the late
 Mr Peter Henderson AC
 The late Dr Basil S Hetzel
 Dr Peter Heysen AM*
 The late Mr Robert Hill-Ling AO and the late
 Mrs Rosemary Hill-Ling OAM
 Hill Thalys Architecture +
 Urban Projects Pty Ltd*

Ms Meredith Hinchliffe AM*
 Ms Eleanor Hing Fay*
 Mrs Janet Hirst*
 Dr Stephen Holt and Ms Elizabeth Nelson
 Ms Peggy Horn*
 Ms Gillian Hoysted*
 Mrs Margaret Hughes
 Hughes-Warrington Family
 Hughston Group*
 Mr Gary Humphries AO*
 Ms Elizabeth Hurst
 Dr Anthea Hyslop
 Dr Peter Ingle and Mrs Rosemary Ingle
 Inside History
 Ms Marilyn Jessop*
 Mr David MH John*
 The Hon Dr Gary Johns
 Dr Peter Wylie Johnston
 Ms Noelle Jones*
 Professor Nicholas Jose and
 Dr Claire Roberts
 Mr Christopher Joyce*
 Ms Antonia Kasunic and
 Mr Nicholas Craft*
 Ms Joan Kennedy*
 Mr Gary Kent*
 The late Dr James Kerr AM
 Mr Anthony Ketley*
 Mr Robert Kirby and Mrs Mem Kirby OAM*
 Professor Wallace Kirsop*
 KPMG
 The late Dame Leonie Kramer AC OBE
 The Hon Justice Francois Kunc
 Ms Anne Latreille
 Mr Julian Leeser MP and
 Ms Joanna Davidson
 Mr Andrew Ligertwood and
 Mrs Virginia Ligertwood
 Mrs Penelope Lilley and the late
 Dr Frederick Lilley*
 Mr John Lines OAM and
 Ms Margaret Lines*
 Ms Robin Love*

Dr Jan Lyall PSM and Mr Ken Lyall*
 Mr Michael Lynch and the late
 Ms Liz Lynch*
 Mr Gregor Macaulay*
 Professor Charles Campbell Macknight
 and Mrs Lorraine Macknight*
 Mr John Maffey OAM*
 Professor Emerita Susan Magarey AM and
 Professor Susan Sheridan*
 Ms Roslyn Maguire*
 Ms Janet Manuell SC
 The late Mr Robert B Mark
 Mr David Marr*
 Ms Kathleen Marshall
 RG and MG Marston*
 Mr Julian Martyn and Ms Linda Sproul
 Sir Anthony Mason AC KBE GBM
 Ms Evelyn Mason*
 Ms Sue Mathews
 Mrs Margaret May*
 Ms Robyn McAdam*
 Dr Conor McCarthy*
 Dr Ken McCracken and
 Mrs Gillian McCracken*
 Miss Jan McDonald*
 Mrs Vacharin McFadden and
 Mr Robert McFadden
 Mr Douglas McGuffog*
 The Hon Jeannette McHugh and
 The Hon Mr Michael McHugh AC KC
 The late Captain Paul McKay
 Ms Fiona McLeod AO SC
 Mr Ronald McLeod AM*
 Mr Simon McMillan*
 Mr Peter McMullin AM, in memory of the
 late Mr Neil McLean*
 Mr Chris Michalis
 The late Dr Alison Adele Millerd
 Mr Doug Milne*
 Dr Marjorie Moffatt*
 Ms Claire Moore
 Dr Louise Moran*
 Ms Jane Morley*

Mr Stuart Morris
 Professor I Moses AO and Dr JA Moses*
 Mr Paul Munro*
 National Foundation for Australian Women
 Ms Jane Needham SC
 The late Hon Jocelyn Newman AO
 Ms Marion Newman*
 Dr Bennie Ng*
 Professor Brian O'Keefe AO
 Paperchain Bookstore
 Mr Andrew Phelan AM*
 Ms Eve Phillips*
 The late Mrs PP Pickering
 Ms Cathy Pilgrim and Mr Steven Anderson*
 Mrs MC Pollard*
 Mr Chester Porter KC and Mrs Jean Porter
 Lady Potter AC CMRI
 Mr Richard Price
 Mrs Anne Prins*
 Dr Rapin Quinn and Dr Peter Quinn*
 Ms Frances Rand and the late
 Ms Barbara Farelly
 Professor Shirley Randell AO*
 Ms Pam Ray
 The late Mr WF (Bill) Refshauge
 Professor Anthony Reid
 The Hon Margaret Reid AO*
 Mr Ian Renard AM*
 Professor Craig Reynolds FAHA
 The late Mrs E Richardson OAM
 Professor Matthew Ricketson and
 Ms Gillian Callister
 Mr Ken Riordan
 Mr Ian Rischbieth*
 Ms Valerie Rivers
 Ms Rhyll Rivett
 Ms Jill Roberts*
 The late Mr G Robinson and the late
 Mrs B Robinson
 Mr Geoffrey Robinson and Ms Julie Burdis
 Mrs Pamela Robinson and Mr NJ Robinson
 The late Professor Emerita Jill Roe AO
 Professor Michael Roe
 Ms Penny Rogers*
 Rome Family
 Ms Christine Ronalds AO SC
 Mr Alan Rose AO and Mrs Helen Rose*
 Ms Rosalie Rotolo-Hassan*
 Royal Military College Classes of
 1966, 1967 and 1968
 Mr Graeme Russell*
 Mr William Rutledge and Mrs Julia Rutledge*
 Mrs Ann Ryan
 Mr Bob Santamaria
 The Hon Justice Joseph Santamaria
 Ms Phillipa Saraceno
 The late Dr H Maurice Saxby AM
 LD Schofield-Olsen*
 Ms Pat Scott, in memory of the late
 Mr Arthur Scott*
 Dr Nick Seddon*
 Mr WS Semple
 Ms Tonia Shand AM
 The Reverend G Shaw and Mrs J Shaw*
 Mr Stephen Shelmerdine AM and
 Mrs Kate Shelmerdine
 Mr Tony Shepherd AO
 Mr Wayne Sheridan*
 In memory of the late Mr Edmund Simon*
 Ms Jane Simpson*
 Dr Marian Simpson and Mr Colin Simpson*
 Mrs Mary Simpson and
 Mr Antony Simpson
 Dr Kerry Smith AM*
 Ms Melissa Smith
 Ms Wendy Smith*
 Dr David Solomon AM*
 Mr Ezekiel Solomon AM
 Mr David Spratt*
 Mr Paul Stanton
 Mrs Helene Stead*
 Associate Professor Bruce Steele AM
 Ms E Stone
 Dr Jennifer Strauss AM*
 Ms Kaaren Sutcliffe and
 Mr Andrew Sutcliffe

Mr Doug Sutherland AM
 Mr Robin Syme AM and
 Mrs Rosemary Syme*
 The late Ms Felicity Teague
 Mr Grahame Thom*
 Mr Arnold Thomas
 Mrs Angela Thorn and the late
 Mr Bill Thorn
 Associate Professor Gerald Thurnwald AM*
 Dr Bernadette Tobin AO and
 Mr Terence Tobin KC
 Ms Daniela Torsh*
 Mrs Geraldine Triffitt*
 Dr Elizabeth Truswell*
 Professor Trent Twomey
 Dr Hugh Tyndale-Biscoe AM*
 Mr John Uhrig AC and Mrs Shirley Uhrig
 Mr Charles Ulm and Dr Jacqui Strecker*
 Mrs Valda Ulm and the late Mr John Ulm
 The late Ms Elaine van Kempen
 Mr Frank van Straten AM
 Mr John Vines*
 The late Mr Gerald Walsh MA
 Mr Patrick Walters*
 Ms Lucille Warth
 Dr Jill Waterhouse*
 Ms Alexandra Wedutenko*
 Mr Sam Weiss and Mrs Judy Weiss
 The late Mr Lou Westende OAM
 Ms Helen White and Mr Bob Richardson
 Ms Linda White*
 Dr Peter White*
 Ms Wendy Whitham*
 Dr Brendan Whyte and Mrs Suthida Whyte
 Mr Doug Wickens and Mrs Betty Wickens
 Dr IS Wilkey and Mrs H Wilkey*
 Emeritus Professor David Williams AM*
 Ms Helen Rodda Williams AC*
 Mrs Lyn Williams AM
 Ms B Willoughby-Thomas
 Ms Peta Winzar*
 Ms Susan Wishart*
 In memory of the late Mr John Withell*

Dr Susan-Mary Withycombe, in
 memory of the late Reverend Canon
 Dr Robert Withycombe*
 Mr Greg Wood and Mrs Marie Wood*
 Dr Malcolm Wood and Ms Ruth Wood
 Estate of HC Coombs
 Estate of Bruce Mainka
 Estate of the late Ms Helen Woodger

*Eighty-five supporters gave anonymously at
 this level.*

FOUNDING PATRONS

Dr Marion Amies*
 Mrs Phoebe Bischoff OAM
 The late Mrs Josephine Calaby
 Dr RL Cope PSM*
 The late Mr Victor Crittenden OAM
 The late Ms Lauraine Diggins OAM
 The late Lady Ebury
 Mr Andrew Freeman FACS*
 Ms JL Fullerton AO*
 Griffith 8 Book Group
 Mrs Claudia Hyles OAM
 Professor Joyce Kirk and Dr Terry Kirk*
 Dr Jan Lyall PSM
 Mrs Vacharin McFadden and
 Mr Robert McFadden
 Mr Peter McGovern AM*
 Mrs Glennis Moss and the late
 Dr Kenneth Moss AM
 Mr John Oliver and Mrs Libby Oliver*
 The late Mrs PP Pickering
 Emeritus Professor Alan Robson AO and
 Mrs Gwenda Robson*
 Ms Kay Rodda*
 Rotru Investments Pty Ltd for
 Mrs Eve Mahlab AO and the late
 Mr Frank Mahlab*
 Mrs Angela Thorn and the late Mr Bill Thorn
 Mr John Ulm and Mrs Valda Ulm
 Ms Lucille Warth

DONORS 2022–23

2/4th Machine Gun Battalion
Ex-members Association

A+A Tutorials

Ms Margaret Abbey

Mrs Heather Abbott and
Mr Christopher Abbott

Dr Carla Abshire

Mrs Lynn Adams

Mr William Agar

Ms Glenys Aird

Mrs Roslyn Airs

Mr Lou Alaimo

Mr Thomas Alford

Mr Douglas Allen

Mr Peter Allen

Dr Keith Amos and Ms Judy Amos

Ms Cynthia Anderson

Mrs Diane Anderson

Miss Emma Anderson

Mr Stuart Anderson

Professor Warwick Anderson AO

Andrew Hill Investigations

Donna Andrews

Aragon Gray Pty Ltd

Ms Judith Archer

Mr Peter Ardill

Ms Lucinda Armstrong

Mrs Werona Armstrong

Mr Peter Ashen

Mr Robert Ashley

Mr David Ashmore

Mrs Debra Askew and Mr Michael Askew

Dr Alan Atkinson

Dr Honor Auchinleck

Ms Sue Averay

Miss Janice Baker

Ms Julie Baker

Mr Shane Baker and Ms Linda Pearson

Mr Chris Ballantyne

Ms Sheryl Ballesty

Balmain Association Inc

Ms Neheda Barakat

Mr James Barker

Mr Michael Barker

Mrs Barbara Barnes

Mr Darren Barnett

Ms Jessica Barratt

Ms Jann Barry

Mr Edward Bartlett

Mr Lutz Barz

Mrs Fiona Basile

Ms Lenore Bassan

Mr Anthony Behan

Mrs Pam Behncke

Mrs Narelle Bell

Mr Ronald Bennett

Ms Helen Bennetts

Mr Michael Bernard

Mr Reg Binding

Ms Andrea Blackshaw

Mr Jock Blair

Mr Trevor Bland

Dr Harry Blutstein

Mrs Julie Boardman

Mr David Boleyn

Mrs Pam Booker

Mrs Anna Booth

Ms Elizabeth Bor

Dr Robert Bostock

Mrs Margaret Boulton

Mr Rodney Bourke and

Mrs Rosemarie Bourke

Mr Ian JS Bowie

Box Hill Historical Society

Ms Sue Boyce

Ms Cecily Brady

Mr Kevin Brennan

Ms Susan Brian

Ms Alison Brideson

Ms Melinda Brindle

Dr Megan Brock

Dr Ian Broinowski

Mr Bernard Brown

Mrs Vicki Brown

Ms Kaye Browne
Ms Marion Browne
Ms Suzanne Bruce
Ms Lesley Bryant
Mrs R Elizabeth Bryden
Mrs Helen Buckmaster
Bundanoon History Group
Ms Heather Burke
Mrs Sharon Burke
Mrs Julie Burr
Mr James Burrough
Mrs Maureen Burton
Mr John Bushelle
Ms Judy Butlin
Ms Pauline Bygraves
Dr Mark Calabretta
Ms Robyn Calder
Ms Lucy Caldwell
Mr Rex Callaghan
Dr Craig Campbell
Mr John Campbell
Professor Joseph Campbell
Ms Linda Campbell
Ms Madeline Campbell
Mr Ross Campbell
Mrs Ellen Carmel
Dr Sean Carmody
Mr John Carnaby
Mrs Joan Carney
Ms Deborah Carraro
Mr Ben Carson
Mr Richard Carver
Mrs Marguerite Castello
Ms Helen Catchatoor
Mr David Causer
Ms Marianne Cavanagh
Mr Graham Caves
Mr Philip Challis
Mr David Chamberlain
Mr Humphrey Chamberlayne
Mr Chris Chaplin
Mrs Caroline Chapman
Mr Christopher Chardon

Mrs Faye Chatham
Mrs Joanne Chicco
Mrs Dianne Chiofalo
Ms Estelle Thérèse Clancy
Ms Tracey Clancy
Ms Jeanie Clark
Ms Janet Clark-Duff
Robin Clarke
Mr David Cliff
Mrs Pam Clifford
Mr Rob Clifton-Steele
Miss Margaret Clinch
Mrs Nicole Close
Mrs Linda Cockerall
Mr Craig Colvin
Mr Jeffrey Comer
Mrs Mary Conheady
Ms Marion Connaughton
Mrs Catharina Cook
Mr Graeme Cooper
Dr John Copland
Ms Leyanne Corcoran
Ms Gen Corin
Corowa District Historical Society Inc
Mr George Cotis OAM
Ms Lynnette Cox
Mr Mimmo Cozzolino
Ms Katherine Crane
Ms Jennifer Crawley
Ms Ann Crewe
Mr Warren Croft
Ms Catherine Crompton
Miss Patsy Crotty
Mr Bill Crowle
Ms Lynne Curran
Professor Ann Curthoys AM
Ms Anne Cutler
Mrs Mary Cutten
Ms Petrina Dakin
Ms Deborah Daly
Ms Natalie Damjanovich-Napoleon
Mrs Nanette Danks
Professor Kate Darian-Smith

Mr Murray Davey
 Dr Les Davies
 Mr Alan Davis
 Dr Christopher Davis and Mrs Mary Davis
 Mrs Helen Davis
 Mrs Alexandra Daw
 DC4it Pty Ltd
 Dr Marie de Lepervanche
 Mr Jack de Wilde
 Ms Margaret Deacon
 Miss Susan Dean
 Ms Alison Dellit
 Professor Donald Denoon and
 Ms Mary Mortimer OAM
 Ms Anne Desborough
 Mr Brian Dever
 Ms Margaret Dimech
 Mrs Mavis Dingwall
 Mrs Irmgard Ditchburn
 Mrs Kerry Donaghy
 Ms Kay Donaldson
 Mr Tiem Dong
 Wanqi Dong
 Mr John Donlevy
 Mrs Rosalind Dorsman
 Dr Fiona Douglas
 Dr Gordon Douglas
 Douglas Shire Historical Society
 Mr Phil Drew
 Mr Thanh Du
 Mr Ian Dudgeon and Mrs Kay Stoquart
 Miss Robyn A Duncan
 Mrs Linda Dunn
 Ms Kim Durban
 Mrs Lynette Dyne
 Mr Peter Edkins
 Ms Catherine Edlington
 Mr Mark Edmunds and
 Mrs Cheryl Edmunds
 Dr Matthew Edwards
 Dr Tony Edwards
 Mr Robert Egan
 Mrs Margaret Eibisch
 Mr Hayden Elderfield
 Ms Jenny Eldridge
 Miss Lisa Elliott
 Mr Brian Ellison
 Dr Peter Elliston
 Ms Saige England
 Emeritus Professor Gavin Fabinyi
 Ms Beverley Fairley
 Mr David Farley
 Mr Robert Farrell
 Emerita Professor Jan Febey
 Mr Geoff Fellows
 Mr James Ferguson
 Mr Peter Field
 Mr Rick Finlay
 Dr Elizabeth Fisher
 Mr PJ Fisher and Mrs SD Fisher
 Mrs Diane Fitton
 Ms Gaye Fitzpatrick
 Mr Darren Fletcher
 Ms Catherine Flitcroft
 Mrs Carolyn Floyd
 Dr Margaret Folkard
 Ms Katy Forde
 Professor David Forrest
 Mr Allan Fossey
 Professor Richard Fotheringham
 Mrs Doris Frank
 Professor James Franklin
 Dr Brian Freeman
 Professor Robert Freestone
 Mr Patrick Frost
 Ms Karen Fry
 Mr Nigel Fudge
 Mr Paul Fyfe
 Mr Alan Gageler
 Mr Leo Galligan
 Dr Tim Galloway
 Ms Eleanor Galvin
 Dr Helen Gardner
 Mrs Kathryn Garfath
 Mr Martin Gascoigne and Dr Mary Eagle
 Ms Janifer Gatenby

Mrs Milena Gates and Mr Michael Gates
Mr Robert Geach
Dr Alex George
Mrs Robyn George
Mr James Gibson
Ms Barbara Gilby
Ms Prue Gill
Mrs S Gillies and Mr D Gillies
Ms Judith Gilloway
Mr Mike Gilmour
Mr David Gilson
Mrs Gayle Ginnane
Mrs Lynette Gioia
Ms Anne Givney
Mr Stephen Glanville
Mr Laurence Gleeson
Mr Rob Glenn
Mr Greg Glidden
Ms Elizabeth Goode
Ms Jillian Goodge
Mrs June Gordon
Mrs Jennifer Goss
Mr Neville Goss
Dr Elena Govor
Mr Brendan Grainger
Miss Suzanne Grant
Mr Colin Graves
Ms Yvonne Gray
Mr Mark Greacen
Ms Gail Green
Mr Stephen Green
Ms Karen Groeneveld and
 Mr Peter Groeneveld
Ms Judith Gunning
Dr Janet Hadley Williams and
 Emeritus Professor Ian Williams
Mr Brian Hall
Mr Peter Hall
Mr Robert Hall
Ms Marea Hallett
Ms Karen Hammond
Mr David Hanly and Mrs Trysha Hanly
Mr Myles Hannan

Mrs Lisa Hanzl
Mrs Ros Harding
Ms Janice Harrington
Mr Roger Hartigan
Mr Geoffrey Hasemer
Mr Peter Hatcher
Mr Nicholas Hatton
Mr Roger Hawcroft
Dr Lesley Heath
Mr Paul Heath
Mrs Shirley Hedditch
Ms Maureen Heenan
Mr Bruce Heiser
Mr Alistair Henderson
Mr David Henderson
Ms Meg Herbert
The Rt Hon Sir William Heseltine AC GCVO
Mrs Julie Heywood
Mr Luke Hickey
Ms Marion Hicks
Mr Anthony Hill and Mrs Gillian Hill
Ms Wendy Hill
Ms Julie Hind
Mr Anthony Hirst
Ms Karma Hodgson
Mr John Hoey
V and MB Hooker
Mr Christopher Hope
Mr Clinton Horley
Mr Richard Horobin
Horwood Family, Inverell NSW
Mr Kieran Hotchin
Mr MB Howard
Mr John Howe
Mr David Howells
Mr Terry Hudson
Mr Kim Huett
Dr John Hughes
Dr Valerie Hull
Ms Dale Hummer
Mr Paul Hunt
Ms Debra Huntley
Mr Stephen Ingman

Dr Francis Ingwersen
Mrs Joan Irwin
Irwin Districts Historical Society
Mr Lawrence Jackson
Dr Tiffany James-Lee
Mr Michael Jankowski
Mrs Michelle Jansen
Mrs Christine Jeffrey
Mr Nicholas Jenkins
Dr Victoria Jennings
Mrs Belinda Jessup
Mrs Catherine Johnson
Dr JV Johnson CSC OAM AAM
Mrs Maxine Johnson
Mr Mark Jolly
Mrs Jenny Jordan
Judy Oswin Consulting Pty Ltd
Ms Sandra Kanck
Ms Janet Kay
Mr Paul Kean
Ms Irene Kearsey
Mr Declan Keeghan
Mr Gary Kellar
Dr Di Kelly
Ms Heather Kelly
Mr Hans-Joachim Kemsal
Mr David Kennemore and
Mrs Rosemary Kennemore
Ms Judy Kennett
Mr Geoffrey Kent
Ms Elizabeth Kentwell
Mr Edward Kermode
Dr Andrew Kidd
Dr Roderick Kidd
Mrs Gillian Killen
Mr John Kirkwood
Mrs Karleen Klaiber
Mrs Margaret Knight
Mr Timothy Koerber
Mr Michael Kooymans
Mrs Jennifer Kovacic
Ms Sybille Kovacs
Mrs Rosalie Kramer

Dr Paul Kriedemann
Mr Michael Krusel
Mr Ahmad Lahza
Ms Stephanie Lainey
Ms Sandra Lake
Ms Carol Lamond
Mrs Anne Lane and Mr Colin Lane
Mrs Elizabeth Lane
Mr Ian Latham
Ms Kaye Lawrence
Mr John Le Breton
Mrs Alexis LeClerc
Dr Andrew Lee
Ms Brenda P Lewis
Dr Deborah Lewis
Mr Glynn Lewis
Mr Wei-Hao Lin
Mr Elliot Lindsay
Mr Eric Linklater
Mr Richard Linklater
Ms Lynne List
Adjunct Professor Carol Liston AO
Mr Tim Lloyd
Mr Seth Lockwood
Ms Merran Loewenthal
Mr Andrew Long
NW Longmore
Meika Loofs Samorzewski
Dr Rick Lowen
Dr Carolyn Lowry OAM
Mr Robert Lowry
Ms Margie Lundy
Mr Terrence Lyell
Ms Rosemary Lynch
Mr Robert Lynn
Mr Duncan MacAuslan
Mrs Lyn MacBain
Mrs Patricia MacDonald
Mr Darryl Mackay
Mr Rod Mackenzie
Ms Caroline Mackie
Mrs Elyna Macklin
Mr Ian Macleod

Mr John Maclurcan
Mrs Kerrie Madden
Mr Glenn Maddock
Mr Sam Malouf
Mr Garth Mansfield
Professor Julie Marcus
Mr Lex Marinos
Ms Tanya Mark
Professor Donald Markwell AM
Mr Darryl Massie
Emeritus Professor Laurie Mather
Mr Bruce Matthews
Dr Louise Mayo AM
Mr Jason McAulay
Professor Iain McCalman AO
Mrs Helen McCarthy
Ms Wendy McCathie
AR McCormick
Mr Barrie McCormick
Mr Tim McCormick
Dr Glenn McCulloch
Mr David McDonald
Dr Peter McDonald
Mrs Deborah McDougall
Ms Jann McFarlane
Ms Judith McGarry
Mrs Pamela McGearry
Ms Lorna McIntyre
Mr Cameron McKenzie
Mrs Cathy McKenzie
Ms Deni McKenzie
Dr Leah McKenzie
Ms Kari McKern
Mr Peter McKittrick
Ms Jeannie McLellan
Ms Kelly McMahan
Mrs Joan McMaster
Mr Geoffrey McMillen
Dr Stephen McNamara
Mr Paul McWaters
Dr Tamsin Meaney
Mrs Susan Meyer
Mrs Dorothy Milburn

Mr Chris Miller
Ms Helen Miller
Mr Joe Miller
Ms Venettia Miller
Ms Narelle Milligan
Mrs Sue Mills
Jean Milne
Dr Chad Mitcham
Mr Daniel Mitterdorfer
Mr Chris Mobbs
Mrs Raelene Molloy
Mr Michael Monaghan
Mr Ross Monk and Mrs Beth Monk
Mr Damien Moore
Ms Sandra Moore
Mr Terry Morgan
Mr Neil Morris
Ms Jane Morrison
Ms Di Morrissey AM
Mr John Morter
Mrs Jennifer Morton
Dr Barry Moscrop
Mr Neil Motteram
Ms Susan Muir
Mrs Janet Mullins
Mr Paul Munro
Mr Phil Murdoch
Mr Richard Murnane
Mr Cormac Murphy
Ms Jean Murphy
Mr Neil Murray
Mr David Mutton
Mrs Betty Myers
Mr John Naumann and
Mrs Heather Naumann
Ms Nina Netherway
Mr Claude Neumann
Ms Megan Neumann
Emeritus Professor Nerida Newbigin
Ms Pauline Newell
Ms Denise Newton
Nhill Silo Heritage Project
Dr Helen Nicol

Mr José Nodar
Mrs Beverley Norris
Mr Bradley O'Brien
Ms Jennifer O'Brien
Ms Therese O'Brien
Ms Valerie Odewahn
Mr Michael O'Donnell
Ms Gloria Oelman
Mr James Oglethorpe
Dr Timothy O'Hearn
Mrs Jeanette O'Keefe
Ms Julie O'Keefe
Ms Anne O'Keefe
Mrs Susan O'Leary
Dr Jocelyn O'Neil
Ms Jennifer O'Neill
Mr Terence O'Neill
Mr Maurice O'Riordan
Mrs Yvonne Osborn
Mrs Carolyn Osborne
Mr Neville Ostwald
Ms Colleen O'Sullivan
Mr Gavin Otto
Miss Melanie Outridge
Mr Lindsay Oxlad
Dr Erik Paling
Mr Jim Palmer
Dr M Park and Mr G Imashev
Mr Robert Parker
Dr Naomi Parry Duncan
Past Trainee Nurses of
 Williamstown Hospital, Victoria
Mr Andrew Peake
Mr Graham Pearce
Mr Aldo Penbrook
Ms Margaret Pender
Mrs Eve Penny
Mr Michael Petrescu
Ms Kay Pettit
Ms Narissa Phelps
Mrs Christine Phillips
Mr Peter Phillips
Mr William Pidd

Mrs Lorraine Polglase
Mr Anthony Poole
Port Phillip Pioneers Group Inc
Mr Joel Poskitt
Mr Bradley Powe
Mr Kenneth Powell
Mr Brendan Power
Ms Denise Probert
Mr Ross Prout
Mr Peter Pryn
Mr Max Purdon
Professor Marian Quartly
Mr Peter Quick
Miss Judith Quilter
Mrs Judith Quinn
Emeritus Professor John Ramsland
 OAM FACE
Mr John Rapley
Ms Jane Rawson
Mr Patrick Reed
Dr Michelle Renshaw
Dr Sue Richardson
Ms Celia Rideaux
Mr John Ridley
Mr James Riley
Jane Robertson
Mrs Jennifer Robertson
Mrs Helen Robinson
Mrs Lesley Roebig
Ms Tracy Rogers
Ms Trudie Rogers
Mr Mike Ross
Miss Susan Ross
RP & JS Newnham
Mrs Jennifer Rowland
Roy Morgan Research
Mr Peter Rubinstein
Mr Warwick Russell
Mrs Barbara Ruthof
Mr Stephen Ryan and Mrs Mary Anne Ryan
Ms Frances Ryckmans
Miss Kathryn Salmond
Ms Jane Sandilands

Mrs Kate Santleben
 Ms Marion Sargent
 Mr Brian Saunders and
 Mrs Bernadette Saunders
 Ms Gina Scheer
 Mr Brian Schmidt
 Ms Pamela Schmidt
 Mr Luke Scholes
 Mr Peter Scotland
 Ms Tina Scrine
 Mr Garth Setchell
 Mrs Beverley Sharp
 Mr Peter Sharp
 Ms Christina Shaw
 Mr Tony Sheldon
 Mrs Catherine Shepherd
 Mr Chris Sherlock
 Dr Andrea Shoebridge
 Mr Stephen Shorey
 Mr Rob Simmons
 Ms Barbara Singer
 Mr Geoff Skerritt
 Ms Marilyn Skorza
 Ms Rosalind Smart
 Mr David Smith
 Mr Geoffrey Smith
 Ms Jean Smith
 Mr Mike Smith
 Ms Jane Smyth OAM
 Mr John Snell
 Mrs Penny Sohier
 Sports Memorabilia Australia
 Mrs Alison Springer
 Dr Frank Spruce
 Dr Mark St Leon
 Mr Shane St Reynolds
 Mr David Stanton and
 Mrs Meryl Stanton PSM
 Mrs Elizabeth Steinlein
 Ms Hope Stewart
 Mr Colin Stone
 Mrs Kathryn Stones
 Mr Colin Strachan MD FRCS
 Mr Anthony Stratford
 Professor Elaine Stratford
 Ms Sandra Streeter
 Mrs Margie-Rose Stringer
 Mr Fabian Stuber
 Mr Matthew Stuckings
 Ms Susan Sturgess
 Ms Mary Stutters
 Mr Sydney Sunter-Smith
 Mr Lex Swayn
 Ms Helen Swift
 Mr Peter Taft
 Mr Richard Tapp
 Ms Adelaide Tasker
 Mr Jim Taylor
 Mrs Jody Taylor
 Ms Lorraine Taylor
 Mr Ken Temperley
 Ms Felicity Tepper
 Ms Louise Thibou
 Mr Ian Thom and Mrs Valerie Thom
 Ms Linda Thomas
 Mrs Gabrielle Thomson
 Mr Douglas Thorne
 Mrs Susan Thornton
 Mr Peter Thrupp
 Dr Sonia Tidemann
 Dr Chris Tiffin and Ms Deborah Turnbull
 Mr David Tomkins
 Mr David Tongway AM and
 Mrs Helen Tongway
 Mr Rex Toomey
 Mr Ian Torrance
 Dr Joanne Townsend
 Ms Lyn Townsend
 Mr Trevor Townson
 Ms Despina Tramoundanis
 Mr Leigh Treyvaud
 Mr Dylan Tusler
 Mrs Rosemary Tuxworth
 Miss Beth Tyerman
 Mr Alan Udell
 Vandemonian Research Services

Ms Susan Varga
Mrs Claire Vaughan
Mr Arnis Vejins
Ms Anita Verne
Mr John Wadsley
Mrs Ann Walker
Mr Matthew Walker
Ms Victoria Walker
Mr Kevin Wallace
Mr Peter Wallbridge
Ms Elizabeth Walsh
Dr Richard Walton
Ms Hui-chang Wang
Dr Rowena Ward
Mr David Wardle
Mr Richard Wardman
Ms Christine Warne
Mr Michael Waterhouse and
 Mrs Vashti Waterhouse
Mr Mark Watson
Mr Harry Watton
Mr Garry Webb
Mrs Marianne Webb
Mr Ross Webster
Dr Mary Welsh
Ms Rosalie Whalen
Mrs Fiona White
Mr Kevin White
Mrs Margaret White
Mr Richard White OAM JP and
 Mrs Christine White
Dr MaryAnne Whiting
Mrs Pauline Wigan
Mrs Belinda Wilkinson
Mrs Hilary Willcocks
Ms GA Williams
Ms Jenny Williams
Mr John Williams
Mr Richard Williams
Mr Stephen Williams
Mr Ross Williamson
Ms Amanda Marie Wilson AM
Mr Colin Wilson

Mrs Helen Wilson
Mrs Susan Wilson-Brown
Ms Joanne Winfield
Mrs Robyn Witt
Mr Chris Woodland and
 Mrs Virginia Woodland
Mrs Maree Worland
Ms Jan Worthington
Professor Tim Wright
Ms Christine Yeats
Mrs Denise Young
Mrs Elizabeth Young
Dr Linda Young
Mrs Sandra Young

*Two hundred and eighty-six supporters
gave anonymously in 2022–23.*

Appendix D:

Grants, fellowships and scholarships programs

Community Heritage Grants

The Community Heritage Grants program operates on a calendar year basis, with applications opening in March and closing in June each year. The Library received 100 applications and awarded 58 grants totalling \$420,427. The 2023 round attracted 114 applications and grants will be offered in October 2023. These grants assist community-based organisations to preserve and manage nationally significant cultural heritage collections. Financial support and assistance for this partnership program were received from the Department of Infrastructure, Transport, Regional Development, Communications and the Arts; the National Library of Australia; the National Archives of Australia; the National Film and Sound Archive of Australia and the National Museum of Australia. The National Library manages the Community Heritage Grants on behalf of the program partners.

Fellowships and scholarships

During the reporting period, the Library operated the following programs.

NATIONAL LIBRARY OF AUSTRALIA FELLOWSHIPS

In 2022–23, six funded and three honorary fellowships were awarded.

National Library of Australia Fellowships funded by the Stokes Family were awarded to Dr Lorinda Cramer, Dr Mei-fen Kuo and Dr Adam Sundberg.

A **National Library of Australia Fellowship**, funded by past and present members of the National Library Council and Patrons, was awarded to Dr Eleanor Hogan.

A **National Library of Australia Fellowships in Japan Studies**, funded through the Harold S Williams Trust, was awarded to Dr Tets Kimura.

A **National Library of Australia Fellowship**, funded by the Ray Mathew and Eva Kollsman Trust for research in Australian literature, was awarded to Dr Deirdre O'Connell.

National Library of Australia Honorary Fellowships supported by the Library were awarded to Dr Alice Garner, Dr Wesley Lim and Associate Professor Deane Williams.

CREATIVE ARTS FELLOWSHIPS

Creative Arts Fellowships support writers and artists to spend four weeks in the Library developing an artistic concept, artwork or body of work inspired or informed by the collections.

The **Creative Arts Fellowship**, funded by the Friends of the National Library Inc, supports a residency for a creative practitioner or artist working in any genre, except writing, to develop work using the Library's collections. The 2023 fellowship was awarded to comics-journalist, cartoonist and editor Mr Sam Wallman.

The **National Library of Australia Creative Arts Fellowship for Australian Writing**, funded through the Ray Mathew and Eva Kollsman Trust, supports a residency for a creative writer to research the Library's collections. The 2023 fellowship was awarded to author Dr Christina Thompson.

The **National Folk Fellowship**, funded jointly by the Library and the National Folk Festival, supports a residency for research in the Library's Oral History and Folklore Collection to develop a performance at the festival. The 2023 fellowship was awarded to Ms Martie Lowenstein.

SUMMER SCHOLARSHIPS

Summer Scholarships support younger scholars, and a scholar from rural or regional Australia undertaking postgraduate research, who require special access to the Library's collections.

A **Professor Robert and Josephine Shanks Scholarship**, funded by Professor Robert and Josephine Shanks, was awarded to Ms Yvette Grant.

A **Seymour Summer Scholarship** for biographical research, funded by Dr John Seymour and Mrs Heather Seymour AO, was awarded to Ms Stephanie Shon.

A **Carol Moya Mills Summer Scholarship** for a candidate from rural or regional Australia, funded by Miss Carol Moya Mills, was awarded to Ms Kate Kirby.

A **National Library of Australia Summer Scholarship**, funded by a generous donor, was awarded to Mrs Judith Bartholomeusz.

ASIA STUDY GRANTS

Asia Study Grants support scholars to undertake research using the Library's Asian Collections for up to four weeks. Six grants were awarded in 2023.

Asia Study Grants supported by the Harold S Williams Trust were awarded to Dr Yao-Tai Li, Associate Professor Joanna Elfving-Hwang, Miss Ruonan Chen, Mr Zhengtang Ma and Dr Andres Rodriguez.

An Asia Study Grant supported by Professor Kent Anderson was awarded to Ms Ausma Bernotaite.

STAFF TRAVELLING FELLOWSHIPS

The Library's Travelling Fellowships give staff the opportunity to pursue their learning and development ambitions and progress Library strategic priorities. The fellowships are funded by generous benefactors in memory of Averill Edwards and Kenneth Binns, and by the Friends of the National Library Inc.

Two Kenneth Binns Travelling Fellowships were awarded to Library staff during 2022–23.

Appendix E:

Notable acquisitions

Australian and overseas publications

In 2022–23, notable Australian and overseas publications acquisitions included:

- **First Nations titles**—the desire to better understand and represent Indigenous Australia is reflected through the growth of new titles being published that are making those stories available. Titles by First Nations authors acquired include *Ceremony* by Adam Goodes and Ellie Laing from the ‘Welcome to Our Country’ series that introduces First Nations history to children, *Koori Princess* by Anita Heiss, *My Dream Time* by Ash Barty OAM and *First Nations Food Companion: How To Buy, Cook, Eat And Grow Indigenous Australian Ingredients* by Damien Coulthard and Rebecca Sullivan.
- **More than 5,000 self-published titles**—self-publishing continues to grow and has created opportunities for authors from all backgrounds to share their stories. More than 5,000 self-publishers deposited their publications in digital format. Titles acquired include *The Oriental Bouquet* by Kitty Liu, which tells the story of three young Chinese girls’ search for a new beginning and life in Australia.
- ***The Bandits Amongst Us: A Thriller* by Joshua Torenn**—this has been described as the first fiction book in 40 years set in Solomon Islands. The author is from the Island of Guadalcanal, Solomon Islands, and was a participant in the 2022 First Nations Writers Festival.
- **Australian travel and immigration pamphlets, 1922–1935**—this collection comprises eight promotional pamphlets published in the 1920s and 1930s by the Commonwealth Immigration Office (Australia) and documents the Australian Government’s efforts to promote Australia as a place for immigrants to settle.
- **A collection of posters relating to Papua New Guinea**—these posters cover a range of health educational topics, such as the health risks of tobacco and betel nut and the nutritional benefits of indigenous plants. They were all produced and published by the Papua New Guinea Government, non-government organisations and development agencies.

- Access to overseas content was expanded significantly through the acquisition of a new archival database, ***Decolonization: Politics and Independence in Former Colonial and Commonwealth Territories***. This resource brings together material from within former British colonies and Commonwealth nations. Content includes pamphlets from the Institute of Commonwealth Studies, which references countries including Australia, Fiji, Papua New Guinea, Samoa, Solomon Islands and Niue.

Maps

In 2022–23, notable map acquisitions included:

- **Miniature globe produced by Herman Moll (1654?–1732)**—this is the only pocket globe from one of the ‘the most prominent English cartographers’. It was made in the period when these cartographic objects were at the height of popularity as status symbols for prosperous individuals and educational tools for their children. The globe celebrates the nautical navigation achievements of British colonial expansionism, and provides ideas for popular travel and adventure tales of the time.
- ***Le tour du monde, ilda Jeu du petit voyageur* board game (1839?)**—created by French educator and game designer Charles Letaille (1815–1908), this game depicts Indigenous peoples from the Pacific, New Zealand and Australia, and the region of Oceania. It demonstrates the impact and importance of exploration at the time, extent of the world knowledge and the empires who controlled it.

Pictures

In 2022–23, notable picture acquisitions included:

- **Collection of photographic materials and lantern slide projector of ornithologist and conservationist Captain Samuel White**—Captain White (1870–1954) was a significant contributor to knowledge of Australian fauna and the contemporary understanding of conservation issues for the Australian continent through his regional travels across central Australia and subsequent public presentations. Captain White popularised science and conservation, encouraging people to explore and appreciate the environment around them, and to not exploit it.

- ***Echidna (c.1827) by Antoine-Charles Vautier***—this watercolour drawing represents an early visual documentary record demonstrating the European fascination with Australian wildlife at the time. Vauthier (1790–1879) was a French entomologist, botanist, author and natural history illustrator who depicted the distinctive flora and fauna of Australia for scientific purposes, which was reproduced in various publications.
- ***Chromolithograph of Australian Rules Football (c.1880)***—the image shows an early Australian Rules Football match with players jumping for the ball between two goal posts with red flags atop—but no behind posts. One team is identified as Essendon by their ‘Blue guernsey and knickerbockers, red and black cap and hose and red sash over left shoulder’.
- ***Threat to Australian Wool Industry (1940) by Alan McCulloch***—this cartoon illustrates the concern of the Australian public and market about the rise of synthetic replacements for wool, which was one of Australia’s largest exports at the time. This artwork was intended for reproduction in *Picture News* and is an example of the way in which art and the concerns of modern society intersect in the widely circulated format of print media. McCulloch (1907–1992) wrote the *Encyclopaedia of Australian Art* and was one of Australia’s most well-known art critics, as well as an editor, curator and artist.
- ***Records of Mantis Wildlife Films***—these comprise photographic collections of the production company run by noted wildlife photographers Densley Clyne (1922–2019) and James ‘Jim’ Frazier OAM ACS (1940–2022). Together, Clyne and Frazier were well known for award-winning documentaries contributing to David Attenborough’s *Life on Earth*, *The Living Planet* and *Webs of Intrigue*.
- ***Photographs of Pacifica Youth Rugby Cup, Mount Druitt, Sydney, 25–26 November 2022, by Louise Whelan***— Whelan’s (b.1967) photographs document the action of the competition, and Fijian and Indigenous Australian participants.
- ***Archive of Patrick Cook***—this archive comprises over 14,000 cartoons, draft writings and correspondence from the highly acclaimed cartoonist, satirical writer and performer. Cook (b.1949) contributed to a wide range of publications including *The National Times*, *Cleo*, *Matilda* and *The Bulletin*. A speechwriter and collaborator with satirist Max Gillies, he co-wrote and performed in *The Dingo Principle* and *The Gillies Report*, and wrote for *The Big Gig* and *Good News Week*.
- ***Photographs of almond and apple farming and processing (2021), by Darren Clark***—these photographs document the agricultural practices of two of Australia’s most important crops and provide insight into the daily lives of those involved in their cultivation. Clark (b.1967) captures the unique landscape of Australian agriculture and showcases the beauty and complexity of the industry.

Manuscripts

In 2022–23, notable manuscript acquisitions included:

- **Journal of Brémond**—ship’s surgeon Brémond (no other name included) was on board the French naval vessel *L’Oiseau* bound for Thailand (Siam) in 1687–1688 under the ‘Sun King’ Louis XIV. Off course due to a large storm, the ship and its crew made the first documented French sighting of the north-western Australian coastline. Brémond gives a lively account of the ship’s travels, countries visited—including painted details of the peoples, flora and fauna—and their surprise at sighting unmapped land (Australia). This journal is now the earliest manuscript account of Australia in the Library’s collection.
- **Papers of Hugh Stevenson Roberton** (1900–1987)—these papers include a travel journal and sketchbook kept by family member and gifted artist **Henry Cavendish Butler** (1868–1950), documenting Cavendish Butler’s time in 1830s Australia. Cavendish Butler’s journals and sketchbooks contain watercolours and poetry, and include rare early depictions of the Worimi nation from across the Port Stephens region. The watercolours depict scenes of fishing, camping and ceremonial activities.
- **Papers of the Whittakers Family**—this unique record of station life spans a century of a pioneering family in the Monaro district of New South Wales. William Whittakers (1814–1893) and Louisa Ann Whittakers (1820–1910) settled in the area in the late 1830s where they owned the ‘Snowy River Run’. The collection details how pioneers settled the land, the origins of the farms and the people who lived on them. It contains personal family correspondence, station diaries and notebooks, livestock record books, and documents relating to the financial operations of station life.
- **Papers of Tsebin Tchen** (1941–2019)—Chinese-Australian Liberal senator for Victoria from 1998 to 2005, Tchen was the second Chinese-Australian elected to the Commonwealth Parliament (following Bill O’Chee) and the first Asian migrant elected to the parliament.
- **Papers of internationally recognised academics Professor Brij Lal AM FAHA OF and Dr Padma Narsey Lal**—their 50-year academic and public policy careers spanned time in Fiji, South Pacific, Hawaii, United Kingdom and Australia, with both Brij (1952–2021) and Padma (b.1951) making outstanding contributions to the intellectual life of Australia and Fiji. The papers comprise a significant range of grey literature, including reports, working papers and evaluations, together with correspondence and manuscripts relating to their respective careers and areas of study.

- **Papers of Sue Salthouse AM** (1949–2020)—Salthouse was an advocate for people with a disability and campaigner for prevention of family violence. Best known for the active role she played in systemic advocacy for women with disabilities, Salthouse worked extensively with Women in Adult and Vocational Education (WAVE) to develop leadership training projects for women, including women in Aboriginal communities. She was active in campaigns that revealed the full extent of gendered violence against women with disabilities.
- **Papers of Robbie Swan** (b.1951)—these papers document Swan’s life and varied career as a radio producer, publisher, journalist, lobbyist for the adult entertainment industry (Eros Foundation) and co-founder of the Australian Sex Party (now Reason Party). Swan was founding editor of the satirical *Matilda* magazine, capturing public opinion of the political and social events of the consumerism-driven 1980s, with the irreverence for which the magazine became renowned.
- **Papers of Jocelyne Scutt AO** (b.1947)—Scutt is a well-known Australian academic, solicitor and barrister, anti-discrimination commissioner, human rights activist and feminist historian who, since the 1970s, was instrumental in reform of laws on rape and domestic violence. She served as anti-discrimination commissioner of Tasmania, and as a judge on the High Court of Fiji.
- **Papers of Alan Marshall** (1902–1984)—Marshall was an Australian writer, storyteller, humanist and social documenter who received the Australian Literature Society Short Story Award three times. His three-part autobiography, published in three volumes—*I Can Jump Puddles* (1955), *This is the Grass* (1962) and *In Mine Own Heart* (1963)—gives an insight into Marshall’s thinking and beliefs.
- **Papers of Richard Carleton** (1943–2006)—one of Australia’s best-known journalists, Carleton began his career in the 1960s as a reporter and presenter for the ABC on *This Day Tonight* and *State of the Nation* before moving to 2GB Radio in 1976. Carleton travelled widely for his work, including producing films in Indonesia, East Timor and the Middle East. In 1987, he began a 20-year career as a reporter on the current affairs television program *60 Minutes*.
- **Papers of Bryan Colton Brett** (1930–2021)—Brett was an intelligence analyst specialising in China, Japan and nuclear technology. Referenced as the person who predicted China’s first nuclear test, Brett wrote significant papers regarding Japan’s economic development, and openly challenged the powers in Defence who wanted to develop nuclear technology in the face of the Japanese threat.
- **Records of Cochlear Limited**—these include records relating to Dr Graeme Clark’s (b.1935) early development work of the cochlear implant and commercial manufacturing and production of this technology. They also contain market studies, documentation relating to patents, approval applications, financial projections, survey results, correspondence, memoranda, photographs and stamps. Based in Sydney, Cochlear was formed in 1981 with finance from the Australian Government to commercialise the implants pioneered by Clark.

- **Papers of the Hon Paul Keating, 24th prime minister of Australia** (b.1944)—this collection of digital material includes a curated collection of 13,800 individual newspaper pages personally cut from capital city newspaper editions, as well as television interviews and broadcasts of speeches. The collection content spans the period 1969–2023.

Oral history and folklore

In 2022–23, notable oral history and folklore acquisitions included:

- Interview with Distinguished Professor Larissa Behrendt AO FASSA FAAL (by Peter Read) for the **Seven Years On—Continuing Life Histories of Aboriginal Leaders oral history project**. Behrendt is the Director of Research and Academic Programs at the Jumbunna Institute of Indigenous Education and Research at the University of Technology Sydney, and is the author of a range of textbooks on Indigenous legal issues and the host of *Speaking Out* on ABC Radio.
- Interview with **the Hon Malcolm Turnbull AC** (by Daniel Connell), prime minister from 2015 to 2018 and businessman. As 29th prime minister of Australia, Turnbull’s oral history captures important political history from a unique and personal perspective. Before entering federal politics, he was a leading advocate for the Australian Republican Movement, as well as a journalist, lawyer, merchant banker and venture capitalist.
- Interview with **Dr Claudia Contessini** (by Dr Shirleene Robinson). In 1969, as a young university student, Contessini was one of two co-founders of the Daughters of Bilitis, the first homosexual rights organisation established in Australia. Members of the Daughters of Bilitis were the first individuals in Australia to appear on television openly identifying as being homosexual and they spearheaded considerable social change. Contessini later established several other political and social support organisations. This interview accompanied the Papers of Dr Claudia Contessini, which the Library also acquired this year.
- Interview with **Geraldine Cox AM** (by Carolyn Collins), founder of Sunrise Cambodia, an orphanage. Cox began her career working for the Australian Department of Foreign Affairs in locations such as Cambodia, the Philippines, Thailand, Iran and the United States of America. In 2019, she was a finalist for South Australian of the Year.
- Interview with **Her Excellency the Hon Frances Adamson AC** (by Garry Sturgess), acclaimed diplomat and current Governor of South Australia. From 2016 to 2021, Adamson was the first woman appointed to secretary of the Department of Foreign Affairs. She was also the first woman to hold the post of Australian ambassador to the People’s Republic of China, a position she held between 2011 and 2015.

- Sixty oral history interviews for the **Badja Forest Road Fire oral history project** in partnership with the Cobargo Bushfire Resilience Centre Inc, with support from New South Wales Government Bushfire Community Recovery and Resilience Fund. A unique and enduring historical record of the experiences of those who lived through the devastating Badja Forest Road Fire, interviewees provided diverse accounts of how they experienced the devastating natural disaster and its ongoing impact.
- Three interviews for the **Tasmanian Elders oral history project** (by Peter Read) exploring the significant contribution and leadership roles made by First Nations Tasmanians. Interviewees included Denise Robinson, a Tasmanian palawa woman, accomplished artist, arts administrator and the Chair of the Tasmanian Museum and Art Gallery's Aboriginal Advisory Council; Professor Greg Lehman, a descendent of the trawlulwuy people of north-eastern Tasmania, Pro Vice Chancellor, Aboriginal Leadership at the University of Tasmania and award-winning curator and writer; and David Gough, a proud trawlwoolway man who is a celebrated artist, curator and cultural practitioner.
- Interview with Jason Glanville (by Peter Read) for the **Walking Together: An Oral History of Reconciliation 2000 project**. A Wiradjuri man, Glanville has more than 20 years' experience working in Aboriginal and Torres Strait Islander organisations. He has played a significant role in the move towards reconciliation, serving as director of policy and strategy for Reconciliation 2000, and is now Chief Executive Officer at the National Centre of Indigenous Excellence.
- Twenty-five oral history interviews (out of a project total of 66 interviews) were conducted in English and Fijian for the **Fijian Australians oral history project**. Interviewees included Arnott Salesi Olssen, a contestant on My Kitchen Rules 2022, who showcased Fijian cuisine to a national audience; Torika Bolatagici, a Fijian-Australian writer, artist and educator; and Josephine Maejiirs of the North Sydney Bears Women's Rugby League team (all by Thelma Thomas); Kanti Lal Jinna OAM (by Daniel Connell), vice chairman of the Hindu Council of Australia and patron of the Fiji Australia Association of Canberra; and Michael Dutta (by Mark Thomson), Councillor for the City of Hobart.
- Sixty-one interviews (out of a project total of 99 interviews) were conducted in English, Cantonese and Mandarin for the **Australians with Chinese heritage oral history project**. Interviewees included Claudia Cream (by Carolyn Collins), the first Asian-Australian woman to graduate with a law degree in South Australia, who in the 1970s migrated from Hong Kong; Harry Chiu (by Juanita Kwok), lion dance performer and teacher at the Chinese Masonic Society in Sydney; Harvey Young (by Juanita Kwok), a third-generation owner of the Kwong Sing & Co store in Glen Innes, New South Wales; and Qiu He Huang (by Anna Zhu), who migrated in 1988 and received permanent residency after the 1989 Tiananmen Square protests. During the Victorian COVID-19 lockdowns, he formed a voluntary group for Melbourne's high-rise apartments, as well as volunteering with Orange Sky to provide free laundry services to those who need assistance.

- Twelve interviews for the **Ukrainians in Australia oral history project** (by Rob and Olya Willis). Interviewees included Iryna and Hanna Bilyk, who were interviewed in Hobart in the Ukrainian language on the first anniversary of the Russian invasion of Ukraine. Iryna holds a linguistics degree and co-writes books with her mother, Hanna. Hanna was in Kyiv at the time of the Russian invasion and evacuated to Poland.
- Three interviews for the **Pasifika Creatives and Game-changers oral history project** (by Thelma Thomas), exploring the contribution by innovative and emerging creators and artistic practitioners with Pasifika backgrounds in Australia. Interviewees included Samoan man Leo Tanoj, who is a curator, broadcaster, artist and a former Rugby player; Bayvick Lawrence, a Fijian designer; and Joseph Sikulu, a Tongan man who is an environmental, cultural and LGBTQIA+ activist.
- Twenty-one interviews for the **Scots in Australia oral history project** (out of a project total of 56 interviews), completing this oral history project which began in 2019. Interviewees included a wide range of individuals such as Malcolm Kenneth Murray (by Mark Thomson), 12th Earl of Dunmore, an Australia-based Scottish peer who is a native-born Australian and lives in Tasmania; Norman Swan AM FAHSM (by Kate Disher-Quill), prominent physician, journalist and broadcaster; Dr Alison Bleaney OBE (by Rob and Olya Willis), who was a civilian and senior medical officer on the Falkland Islands during the Falklands Islands war; and Emeritus Professor Ian Fraser AC (by Daniel Connell), co-inventor of the technology enabling the human papillomavirus (HPV) vaccines used worldwide to help prevent cervical cancer.
- Four interviews for the **Australian Political and Social Activists oral history project** (by Alice Garner). Interviewees included Cathie Bloch, whose activism has included involvement in the Communist Party of Australia, the women's movement and trade union education; Beverley Symons, active in the early women's movement; Barrie Blears, active in the Eureka youth league; and Brian Aarons, long-time activist for Aboriginal and Torres Strait Islander people and other causes. In 1965, he participated in the Freedom Ride for Aboriginal Rights.
- Seven oral histories for the **Wildlife Conservationists in Australia oral history project** (by Marg Carroll). Interviewees included Ian Hutton, authority on the unique ecology of Lord Howe Island; Michael Eppler and Steffi Eppler, German migrants and innovative environmental farmers developing new ways of bee and honey production in native forests in Dorrigo, New South Wales; Androo Kelly, Managing Director at Trowunna Wildlife Park, long-term breeder of Tasmanian devils and endemic Tasmanian wildlife, and international trainer of Tasmanian devil keepers; and Dr Peggy Rismiller OAM, internationally renowned for her expert knowledge of echidnas and her contribution to the Pelican Lagoon Research and Wildlife Centre on Kangaroo Island.

Appendix F:

Trove Strategic Advisory Committee

External members

- Laurie Atkinson, Chair, Law Library of Victoria (re-elected for a second term May 2023)
- Fiona Bradley, University of New South Wales (until April 2023)
- Jennifer Carmody, ACT Legislative Assembly Library (commenced May 2023)
- Suzie Gately, Library and Archives Northern Territory (reappointed for a second term May 2023)
- Cassandra Gorton, Monash Health (commenced May 2023)
- Cheryl Hamill, South Metropolitan Health Service (until April 2023)
- Nicole Hunt, Townsville City Libraries (commenced May 2023)
- Hero Macdonald, Deakin University Library
- Lisa McIntosh, The University of Sydney (commenced May 2023)
- Jane Miller, Deakin University Library (commenced May 2023)
- Anna Raunik, State Library of Queensland (reappointed for a second term May 2023)
- Geoff Stempel, State Library of South Australia

National Library of Australia members

- Dr Marie-Louise Ayres FAHA, Director-General
- Alison Dellit, Assistant Director-General, Collaboration (ex-officio)



New compactus installation to improve onsite storage.



Glossary and Indices

Glossary

Term	Definition
Copies Direct	A service providing copies of material from the National Library of Australia's collections
culturally and linguistically diverse communities	A broad and inclusive descriptor for communities with diverse language, ethnic background, nationality, dress, traditions, food, societal structures, art and religion characteristics
Digital Classroom	An online platform delivering Library content to teachers and students from Years 3 to 12. Modules are aligned with the Australian Curriculum
edeposit	Provision, by publishers, of copies of electronic publications to the Library; the Library is entitled to copies of electronic publications under legal deposit provisions in the <i>Copyright Act 1968</i> , and also through Premier's Circulars and other government agreements
National edeposit Deed of Agreement	An agreement between the National Library and the eight National edeposit member libraries that came into effect on 1 January 2023. The deed outlines roles and responsibilities for developing and operating the National edeposit software and services
Trove	A national discovery service implemented by the Library in 2009, providing a single point of access to a wide range of traditional and digital content from Australian collections and global information sources
Trove Collaborative Services Agreement	An agreement between the National Library and its Trove partners, setting out the terms and conditions under the new Trove Collaborative Services framework

Shortened terms

Abbreviation	Definition
ACM	asbestos-containing material
API	application programming interface
APS	Australian Public Service
BMP	Building Masterplan
CALD	culturally and linguistically diverse
CEO	Chief Executive Officer
CO ₂ -e	carbon dioxide equivalent emissions
FOLIO	The Future of Libraries Is Open (library services platform)
GST	goods and services tax
HVAC	heating, ventilation and air-conditioning
NED	National edeposit
NLA	National Library of Australia
NSLA	National and State Libraries Australasia
PGPA Act	<i>Public Governance, Performance and Accountability Act 2013</i>
PGPA Rule	<i>Public Governance, Performance and Accountability Rule 2014</i>
SES	Senior Executive Service
SPP	Strategic People Pathway 2022–2025
TCS	Trove Collaborative Services

Compliance index

The index below shows compliance with the requirements of Schedule 2A of the *Public Governance, Performance and Accountability Rule 2014*.

Section 17BE(u) requires that this table be included in the entity's annual reports.

PGPA Rule Reference	Part of Report	Page	Description	Requirement
17BB	Letter of transmittal	p. iii	Approval by accountable authority	Mandatory
17BC	All		Standard of presentation	Mandatory
17BD	All		Plain English and clear design	Mandatory
17BE	Contents	pp. iv-v		Mandatory
17BE(a)	3.2	p. 48	Details of the legislation establishing the body	Mandatory
17BE(b)(i)	3.1	p. 48	A summary of the objects and functions of the entity as set out in legislation	Mandatory
17BE(b)(ii)	2.2	p. 13	The purposes of the entity as included in the entity's corporate plan for the reporting period	Mandatory
17BE(c)	3.1	p. 48	The names of the persons holding the position of responsible Minister or responsible Ministers during the reporting period, and the titles of those responsible Ministers	Mandatory
17BE(d)	N/A		Directions given to the entity by the Minister under an Act or instrument during the reporting period	If applicable, mandatory
17BE(e)	3.5	p. 54	Any government policy order that applied in relation to the entity during the reporting period under section 22 of the Act	If applicable, mandatory

PGPA Rule Reference	Part of Report	Page	Description	Requirement
17BE(f)	N/A		Particulars of non-compliance with: (a) a direction given to the entity by the Minister under an Act or instrument during the reporting period; or (b) a government policy order that applied in relation to the entity during the reporting period under section 22 of the Act	If applicable, mandatory
17BE(g)	2	pp. 8-45	Annual performance statements in accordance with paragraph 39(1)(b) of the Act and section 16F of the rule	Mandatory
17BE(h), 17BE(i)	N/A		A statement of significant issues reported to the Minister under paragraph 19(1)(e) of the Act that relates to non-compliance with finance law and action taken to remedy non-compliance	If applicable, mandatory
17BE(j)	Appendix A	pp. 108-115	Information on the accountable authority, or each member of the accountable authority, of the entity during the reporting period	Mandatory
17BE(k)	3.4	pp. 49-50	Outline of the organisational structure of the entity (including any subsidiaries of the entity)	Mandatory
17BE(ka)	Appendix B	pp. 119-122	Statistics on the entity's employees on an ongoing and non-ongoing basis, including the following: (a) statistics on full-time employees; (b) statistics on part-time employees; (c) statistics on gender; (d) statistics on staff location	Mandatory
17BE(l)	3.5	p. 56	Outline of the location (whether or not in Australia) of major activities or facilities of the entity	Mandatory

PGPA Rule Reference	Part of Report	Page	Description	Requirement
17BE(m)	3.5	p. 52-54	Information relating to the main corporate governance practices used by the entity during the reporting period	Mandatory
17BE(n), 17BE(o)	N/A		For transactions with a related Commonwealth entity or related company where the value of the transaction, or if there is more than one transaction, the aggregate of those transactions, is more than \$10,000 (inclusive of GST): (a) the decision-making process undertaken by the accountable authority to approve the entity paying for a good or service from, or providing a grant to, the related Commonwealth entity or related company; and (b) the value of the transaction, or if there is more than one transaction, the number of transactions and the aggregate of value of the transactions	If applicable, mandatory
17BE(p)	N/A		Any significant activities and changes that affected the operation or structure of the entity during the reporting period	If applicable, mandatory
17BE(q)	N/A		Particulars of judicial decisions or decisions of administrative tribunals that may have a significant effect on the operations of the entity	If applicable, mandatory
17BE(r)	3.5	p. 54	Particulars of any reports on the entity given by: (a) the Auditor-General (other than a report under section 43 of the Act); or (b) a Parliamentary Committee; or (c) the Commonwealth Ombudsman; or (d) the Office of the Australian Information Commissioner	If applicable, mandatory

PGPA Rule Reference	Part of Report	Page	Description	Requirement
17BE(s)	N/A		An explanation of information not obtained from a subsidiary of the entity and the effect of not having the information on the annual report	If applicable, mandatory
17BE(t)	N/A		Details of any indemnity that applied during the reporting period to the accountable authority, any member of the accountable authority or officer of the entity against a liability (including premiums paid, or agreed to be paid, for insurance against the authority, member or officer's liability for legal costs)	If applicable, mandatory
17BE(taa)	Appendix A	p. 115-116	The following information about the audit committee for the entity: (a) a direct electronic address of the charter determining the functions of the audit committee; (b) the name of each member of the audit committee; (c) the qualifications, knowledge, skills or experience of each member of the audit committee; (d) information about each member's attendance at meetings of the audit committee; (e) the remuneration of each member of the audit committee	Mandatory
17BE(ta)	Appendix B	pp. 123-127	Information about executive remuneration	Mandatory

The index below shows compliance with Commonwealth statutory requirements for annual reporting which apply to the National Library of Australia.

PGPA Rule Reference	Part of Report	Page	Statutory Requirement
Schedule 2, part 4 of the <i>Work Health and Safety Act 2011</i>	3.5	pp. 58-59	Work health and safety
Section 516A of the <i>Environmental Protection and Biodiversity Conservation Act 1999</i>	3.5	pp. 55-57	Environmental performance and environmentally sustainable development, including APS Net Zero
Section 311A of the <i>Commonwealth Electoral Act 1918</i>	3.5	p. 60	Advertising and market research expenditure

Index

A

Aboriginal and Torres Strait Islander peoples
see Indigenous peoples and communities

access and usage, 12, 14, 22–23, 27–28, 44
building works impact, 5–6, 14, 24, 29,
30, 31
timeliness of response and delivery,
29–30
see *also* collections; research services;
visitors

acquisitions, 18–19
notable acquisitions, 149–156

advertising and market research, 60

Ann Moyal Lecture on Science in Society, 24

annual performance statement see
performance

asbestos removal, 5, 55

Asia Study Grants, 25, 148

Ask a Librarian service, 6, 24–25, 30

asset management, 61–62

Assistant Directors-General, 50

Audit and Enterprise Risk Committee, 51, 53,
54, 115–116

audits
financial statements, 66–67
internal, 54

Australian Academy of Science, 35

Australian domain harvest, 16–17, 44

Australian Federation of Women Voters, 24

Australian Public Service
enterprise agreement bargaining, 58
Net Zero 2030 policy, 56–57

Australian Research Data Commons, 24

Australian Web Archive, 16–17, 44

Australian Women Pilots' Association, 24

Ayres, Dr Marie-Louise, 50, 108–109
Director-General's review, 5–7
meeting attendance, 114–115, 117
see *also* Director-General

B

bequests, 128

Binns, Kenneth, 148

Blacklight discovery platform, 17

board games, 3, 33

Bold Types (Clarke), 26

Budget Estimates, 54

building works impact on services, 5–6, 14,
24, 29, 30, 31

buildings, 12, 56
Building Masterplan, 40, 41–42
see *also* Library building, Parkes

Burke, the Hon Tony (Minister for the Arts),
2, 34, 48

Business Continuity Committee, 54

Business Continuity Policy and Framework, 54

C

capability (digital), 42–43; see *also*
information technology

capability development (staff), 43, 58

capital works program, 5–6, 61; see *also*
Library building, Parkes

- catalogue see library management system
 - Chair's report, 2–4
 - Chief Information Officer, 50
 - Chief Operating Officer, 50
 - Chinese-Australian community, 6, 15–16, 19–20, 22
 - Clarke, Patricia, *Bold Types*, 26
 - collaboration, 19–20
 - Collection Development Policy, 18, 19, 56
 - Collection Storage Masterplan, 40–41, 42
 - collections, 2, 14
 - acquisitions, 18–19, 149–156
 - awareness of, 31–32
 - collecting for diversity, 14, 15–16, 19–20, 22
 - digital storage, 12
 - disposal of material, 56
 - significant material donors, 128
 - storage, 12, 14, 40–42
 - valuation, 5, 17, 62, 84–85, 89
 - see also access and usage; digitisation program; library management system; Trove
 - Comcover claims, roof replacement project, 55, 61, 62
 - committees
 - Council, 51, 52–53, 54, 115–117
 - Library, 54, 157
 - Commonwealth Electoral Act 1918*
 - compliance, 60
 - Commonwealth Risk Management Policy, 54
 - Community Heritage Grants program, 35, 146
 - community-led collecting organisations, 35, 37
 - conflicts of interest see related party transactions
 - Copies Direct service, 14, 30, 160
 - Copyright Act 1968*, 18, 21, 160
 - corporate governance, 51–60
 - Corporate Plan, 14, 51, 52, 58
 - performance against see performance
 - cost recovery see Trove Collaborative Services
 - Council, 48, 51
 - committees, 51, 52–53, 115–117
 - meeting attendance, 114
 - members, 52, 108–113
 - role and functions, 52
 - Council Governance Committee, 51, 53, 117
 - Craft ACT Artists-in-Residence Program, 25
 - Creative Arts Fellowships, 3, 147
 - culturally and linguistically diverse collecting, 14, 15–16
 - curriculum content see Digital Classroom program
 - cyber security, 14, 42, 62
- ## D
- definitions, 160
 - digital business acumen, 43
 - Digital Classroom program, 23, 33
 - digital collections see digitisation program; National edeposit (NED); Trove; web harvesting and archiving
 - digital infrastructure see information technology
 - digital services
 - online availability, 31
 - timeliness of access, 44
 - usage, 3, 14, 27
 - see also Trove
 - Digital Strategy, 42
 - digitisation program, 2, 5, 14, 23–24, 28–29
 - funding, 23, 61
 - Trove additions, 23–24, 28

Director-General, 48, 50, 108–109
 meeting attendance, 114–115, 117
 remuneration, 123
 review by, 5–7
diversity, collecting for, 14, 15–16, 19–20, 22
domain harvesting
 collecting for, 27–32
 see *also* web harvesting and archiving
donors 2022–23, 137–145

E

Edwards, Averill, 148
Enlighten Festival, 3, 28, 33
enterprise agreement, 58
Enterprise Risk Management Framework,
 54
Environment and Communications
 References Committee, 54
environmental management, 56–57; see *also*
 heating ventilation and air conditioning
 system
executives see senior executives; key
 management personnel
exhibitions, 3, 22, 28, 33

F

family history research, 25
fellowships and scholarships program, 3, 23,
 24, 25, 146–148
Fijian-Australian community, 6, 15, 19–20, 22
finance law compliance, 60
financial performance, 61–62
financial statements, 66–104
 statement of comprehensive income,
 61–62, 70
 statement of financial position, 62, 71

First Nations Australians see Indigenous
 peoples and communities
FOLIO (The Future of Libraries Is Open)
 library services platform, 17
folklore and oral history acquisitions,
 154–156
Friends of the National Library, 12, 147, 148
funding, 2, 5, 42, 61–62
 capital works program, 5, 61
 Community Heritage Grants program,
 35
 digitisation, 23, 61
 monograph storage, 40–41
 Trove, 2, 34–35, 36, 61
 see *also* philanthropy

G

galleries, libraries, archives and museums
 (GLAM) sector see National Cultural
 Institutions
gaming and design, 33; see *also* board
 games
gifts see donors 2022–23; philanthropy
glossary, 160
Google indexing, 27
governance see corporate governance;
 Council
government inquiries see parliamentary
 committee and government inquiries
government policy orders, 56
grants, 146–148
greenhouse gas emissions, 56–57
Grit & Gold: Tales from a Sporting Nation
 exhibition, 3
Guida Moseley Brown Architects, 42

H

hazard and incident reports, 59
hazardous materials remediation, 62
heating ventilation and air conditioning system, 5, 61–62
heritage management see Library building, Parkes
Hirst, Janet, 108–109, 114–115, 117
human resources see staff
Hume repositories, 41, 56

I

Indigenous Cultural and Intellectual Property Protocol, 6
Indigenous peoples and communities
 Aboriginal and Torres Strait Islander Recruitment and Retention Strategy, 58
 engagement with, 6, 14, 15, 25
 works collected, 14, 149
Indonesian Office, Australian Embassy, Jakarta, 56
information technology
 Blacklight discovery platform, 17
 Digital Strategy, 42
 Library Analytics Platform project, 43
 library management system, 17, 62
 system supporting the national resource sharing network, 36
inquiries, reference and information see access and usage; Ask a Librarian service; Copies Direct service; research services
internal audit, 54

J

journals see newspapers, magazines, serials and journals

K

Kenneth Binns Travelling Fellowships, 148
Kenneth Myer Lecture, 24
key management personnel, 123
 remuneration, 96, 123–125

L

learning programs, 22–23
Legal Deposit Publisher Communication Project, 21
legal deposit scheme, 21
 awareness of, 14, 18, 21
 National edeposit (NED), 21, 36–37
legislative framework, 48, 51
letter of transmittal, i
Library Analytics Platform project, 43
Library building, Parkes, 3, 12, 56
 asbestos removal, 5, 55
 building and storage masterplans, 40–42
 HVAC systems, 5, 61–62
 roof replacement project, 5, 55, 61, 62
 window replacement project, 5, 55, 61
 see *also* storage
library management system, 6, 17, 62
library material see collections
Lilley, Carol, 115, 116
local history collection, 2, 24
locations (NLA buildings), 56
Lyons, Enid, 24

M

management see corporate governance;
Director-General; key management
personnel; senior executives

manuscripts, 19, 28, 152–154

maps, 31, 150

market research, 60

Markwell, Professor Donald, 108–109, 114–115

Mason, the Hon Dr Brett (Chair), 108–109,
114–115, 117

McLaren local history collection, 2, 24

Minister for the Arts, 2, 34, 48

ministerial directions, 56

Mitchell storage facility, 41, 56

Moyal, Dr Ann, 24

music, 24; see also sound and audiovisual
recordings

Myer, Kenneth, 24

N

National and State Libraries Australasia,
36–37

National Archives of Australia storage site,
41, 56

National Council of Women of Australia, 24

National Cultural Institutions, 2, 3

National Cultural Policy (*Revive*), 2
public hearings, 54

National Cultural Policy–National Collecting
Institutions–Sustainability Measure, 61

National edeposit (NED), 21, 36–37

National Library Act 1960, 13, 48, 51, 52, 53, 56

newspapers, magazines, serials and journals,
18, 23, 28, 35

Ng, Dr Bennie, 110–111, 114–115, 117

non-metropolitan areas see rural, regional
and remote audiences

notable acquisitions, 149–156

notifiable incidents, 59

NSW Soil Knowledge Network, 35

O

Office for the Arts, 7, 35, 40

offsite storage, 12, 40–41

online public catalogue see library
management system

oral histories and folklore acquisitions, 6, 19,
20, 154–156

organisational structure, 50

P

Parkes building see Library building, Parkes
parliamentary committee and government
inquiries, 54

patrons, 129–136

performance
accountable authority statement, 10
financial performance, 61–62
overview, 13–14
snapshot of year, 11–12
Strategic priority 1: Collect, 15–21
Strategic priority 2: Connect, 22–33
Strategic priority 3: Capability, 40–44
Strategic priority 3: Collaborate, 34–39

performing arts collection, 23

philanthropic gifts, 128–145

philanthropy, 2, 23, 25, 28, 31, 52, 54, 61

picture acquisitions, 19, 23, 150–151

podcasts, 26

Portfolio Budget Statements, 51
performance against see performance

portfolio membership, 48

Price, Richard, 110–111, 114–115
Public Governance, Performance and Accountability Act 2013, 10, 48, 51, 53, 54, 60
Public Governance, Performance and Accountability Rule 2014, 53, 56
public lectures, 24
public programs, 3, 22–23, 28
Public Sector Workplace Relations Policy 2023, 58
Public Service Act 1999, 58
publishing industry, 14, 18, 21
purpose statement, 13, 49

R

rare books, 24
recruitment, 58
related party transactions, 96
remuneration, 58, 123–127
research projects, 3
research services, 3, 24–25
 inquiries, 11, 12
Revive (National Cultural Policy), 2, 54
Riordan, Peter, 58
risk management, 54
role, 48
roof replacement project, 5, 55, 61, 62
Rotolo-Hassan, Rosalie, 110–111, 114–115, 116, 117
rural, regional and remote audiences, 6
 awareness of NLA collection, 31–32

S

scholarships see fellowships and scholarships program
school programs see Digital Classroom program

self publishing, 14, 18, 21, 149
Senate Environment and Communications Legislation Committee, 54
senior executive, 50
 remuneration, 58, 96, 123–127
Seymour Lecture in Biography, 24
shelf storage capacity, 12
Simpson, Dr Shane, 110–111, 114–115
 snapshot of year, 11–12
Snedden, Douglas, 110–111, 114–115, 116, 117
social media, 3, 12, 16–17, 27
sound and audiovisual recordings, 29; see *also* music
staff
 capability development, 43, 58
 employment arrangements, 58
 health and wellbeing, 59
 recruitment, 58
 remuneration, 58, 123–127
 statistics, 12, 119–122
stakeholder satisfaction, 38–39
Stevens, James, 110–111, 114–115
storage, 12, 14, 40–42
 offsite facilities, 12, 41, 56
 see *also* Library building, Parkes
Strategic People Pathway 2022–2025, 58
strategic priorities, 13, 49
 performance, Strategic priority 1: Collect, 15–21
 performance, Strategic priority 2: Connect, 22–33
 performance, Strategic priority 3: Capability, 40–44
 performance, Strategic priority 3: Collaborate, 34–39
student union archives, 24
Summer Scholarships, 147

T

- Tangney, Dorothy, 24
- Tax Time Appeal, 2
- terminology (definitions and abbreviations), 160–161
- timeliness of response and delivery, 29–30, 44
- Travelling Fellowships, 148
- Treasured Voices philanthropy strategy, 2, 28, 54
- Trove
 - addition of content, 23–24, 28, 31–32, 35
 - APIs, 24
 - defined, 160
 - funding, 2, 34–35, 36, 61
 - Google indexing, 27
 - Strategy, 34–35
 - usage, 3, 12, 27
 - web archive, 44
 - website availability, 31
- Trove Collaborative Services, 35, 36, 37–38, 160
 - fees, 35, 37
- Trove Partners, 35, 36, 37–38
 - pricing model, 36, 37
 - webinar series, 38–39
- Trove Strategic Advisory Committee, 157
- 'Twitter accounts' collection, 16

U

- unpublished Australian material, 14, 19, 35

V

- valuation of collection, 5, 17, 62, 84–85, 89
- Viewfinder: Photography from the 1970s to Now* exhibition, 3, 22, 33
- visitors, 3, 11, 12, 13–14, 24, 27–28
- volunteer-run collecting organisations, 35, 37
- volunteers (NLA), 12

W

- Walton, Lee, 116
- web harvesting and archiving, 16–17, 44
- websites availability, 31
- White, Linda, 112–113, 114–115
- window replacement project, 5, 55, 61
- women journalists, 26
- Women Leaders collections, 24
- Wong, Alice, 112–113, 114–115, 116, 117
- work health and safety, 59
- workers compensation premiums, 59
- workforce planning, 58; *see also* staff
- workplace relations, 58



G
17903